



# Guide for Developing Housing for Ex-Offenders



**U.S. Department of Justice**  
**Office of Justice Programs**  
810 Seventh Street NW.  
Washington, DC 20531

**John Ashcroft**  
*Attorney General*

**Deborah J. Daniels**  
*Assistant Attorney General*

---

**Office of Justice Programs**  
**Home Page**  
[www.ojp.usdoj.gov](http://www.ojp.usdoj.gov)

---

**Community Capacity Development Office**  
**Office of Weed and Seed**  
**Home Page**  
[www.ojp.usdoj.gov/ccdo](http://www.ojp.usdoj.gov/ccdo)

---

**NCJ 203374**

**May 2004**

---

**Office of Justice Programs**  
Partnerships for Safer Communities  
[www.ojp.usdoj.gov](http://www.ojp.usdoj.gov)

---



Guide for Developing Housing for Ex-Offenders



## Contents

<b>Preface</b> .....	iii
<b>Population To Be Served</b> .....	1
<b>Type of Housing</b> .....	3
<b>Stakeholders</b> .....	7
<b>Funding Issues</b> .....	9
<b>Management Capacity</b> .....	13
<b>Checklist</b> .....	15
<b>Case Study: Harriet's House, Raleigh, North Carolina</b> .....	17
<b>Case Study: The Fortune Society, New York, New York</b> .....	21
<b>Notes</b> .....	27



## Preface

In response to a need expressed by those throughout the offender reentry community and those who represent them, Cheri Nolan, Deputy Assistant Attorney General, Office of Justice Programs, U.S. Department of Justice, organized a focus group to examine the issues related to developing a guide for providing housing for ex-offenders. Represented in the group were people with a wide range of experience and commitment. The group indicated a willingness to look at innovative approaches, collaborative partnerships, and strategic plans for moving this initiative forward. The scale of the challenge of providing housing for ex-offenders requires developing new models. In response to the magnitude of the task, the focus group's discussions centered around not only exploring past research and experience but also pursuing new directions.

As anyone who has attempted to design and develop a major program such as this can attest, implementation is much more than simply identifying a group of stakeholders and selecting the program components to be applied. This guide is intended as a tool to help interested groups by presenting a step-by-step approach for developing housing for ex-offenders.<sup>1</sup> It is based on suggestions from people experienced in working with this and similar populations. There is not simply one best way to accomplish this task, rather there may be many paths that lead to successful operations. Some of the important variables in this equation are:

- The specific segment of the population to be served.
- The type of housing to be provided.
- Stakeholders to be included in each phase.
- Source and availability of funds.
- Management capacity for the program.



## Population To Be Served

This decision will be determined by several factors that should be carefully investigated.

### Housing Needs

Determine the greatest housing need based on the best available information about the prisoners expected to return to the community. This information, available from correction departments, parole offices, and other official sources, will provide specific data on people scheduled to be released and will be a valuable tool in planning the focus of your program.

### Available Housing Programs

Identify housing programs already in your area that serve ex-offenders. Careful research will provide vital information about programs currently in place: whom they serve, who operates them, the number of existing slots, and the types of collateral support services available.

### Key Stakeholders

It is important to understand the current situation in your community so that you can develop a coordinated strategy for collaborating with programs currently operating. To avoid competition with existing providers and to develop a coordinated approach that will leverage the local resources, you should initiate contact and full discussion early in the process. Competition for funds and other limited resources can often be avoided by strategic planning and developing collaborative relationships.



## Type of Housing

The first step in this component is to define your plans by deciding whether your focus will be on temporary, intermediate, or long-term facilities, or a combination of these.

The information gathered in the planning phase that deals with the characteristics of the population and the existing programs is an important step in this process. Housing for hard-to-serve populations has always presented challenges.

The rate at which prisoners are being released now will only exacerbate the housing problem. In the foreseeable future there will be a major gap between the need for housing for ex-offenders and the facilities available to respond to the demand; therefore, it is especially important to make good objective decisions at every step in the process.

In configuring your project and its size, there are several options for you to consider:

- Working with local service providers, the public housing authority and the U.S. Department of Housing and Urban Development (HUD), private and nonprofit developers, bankers, and corporate executives.
- Rehabilitating abandoned housing.
- Expanding existing local housing programs.
- Participating in consolidated planning strategies for affordable housing and homelessness (see [www.hud.gov](http://www.hud.gov)).

### Public Housing

The returning ex-offender may have lived in public housing before going to prison and may have family still living there. In this case the choice may be to return to public housing, but making these arrangements may be prohibited by local policies.



The local public housing authority may have vacant units and/or vouchers available; however, they may also have policies in place that prevent ex-offenders from living in their units. Negotiation at the local level will probably be the most effective method of addressing issues with the housing authority. Although HUD has certain jurisdictional responsibility relative to housing authorities, the local authorities set their own policies on matters such as resident selection.

In researching these issues with both HUD and some local public housing authorities, it is apparent that the real decisionmaking power is at the local level with the local public housing authority. Policies vary greatly throughout the country from one locale to another.

## Abandoned Property

If one of your goals is to rehabilitate abandoned housing, you will also have the opportunity to be a part of revitalizing the community as part of the process. The multiple components of this kind of project can make it an especially rewarding experience. It can not only supply housing and be a factor in neighborhood restoration, but it can also provide an opportunity for skills training and future employment for ex-offenders. Putting the various pieces together for this type of project will certainly present additional challenges because more connections must be established. However, these connections can add significant value to the project.

Obtaining the abandoned property can sometimes be a long process requiring extensive research: first to determine ownership and then to acquire the property. Local government can be helpful in

determining ownership of the property, taxes due, and any liens outstanding. It can also assist in the condemnation or forfeiture process if that is an appropriate option. Some departments of city and county governments that might be able to provide assistance are:

- Mayor's office.
- City manager's office.
- County executive's office.
- Economic development department.
- Code enforcement office.
- Tax collection department.
- City/county attorney.
- Housing and community development department.

Individual communities may have other specialized offices that can offer assistance.

Often, abandoned property already belongs to the city and can be obtained from the city with little or no investment, as it is in the best interest of not only the immediate neighborhood but the entire community to be rid of boarded-up properties. The city may even be willing to be a partner in the project if it can be shown that its involvement will provide a positive return to the local government.

## ***Skills-Training Component of the Abandoned Property Model Program***

A distinct advantage to a program that retrieves abandoned property is the opportunity that it affords to employ the ex-offenders directly in the

program. They can be major players in the program through a well-designed training program. A training program that helps participants develop construction and maintenance skills accomplishes two goals: (1) converting abandoned property into much-needed housing for the ex-offenders and (2) teaching ex-offenders basic skills that will help them find employment. The construction industry is one of the most willing segments of the economy to hire ex-offenders.

Funding and supervision for the training program may be available through the local Workforce Development Council. These councils operate in every locality throughout the country. They receive Federal funds for these programs to help people gain marketable skills that lead to employment and self-sufficiency. These funds originate in the U.S. Department of Labor, go through each State government, and then to the local councils. They can be helpful in a number of ways with training programs.

Don't overlook vocational and technical schools and labor unions in your area. They can help you design a curriculum and identify instructors. Labor unions, especially through their apprenticeship programs, may be an excellent partner in your efforts to develop a skills-training program. Other sources, unique to your community, may be of assistance with developing a training program. These groups will be important partners to identify.

Restoring abandoned property adds another dimension to your housing program, but as was stated earlier, it can produce extra benefits. If you are willing to extend your program in this direction, you can expect very positive returns.

## Expansion of Existing Programs

Regardless of the type of housing program you are developing, you will want to explore how it will complement existing programs in your area. You may decide to merely expand the types of programs that are currently operating, or you may want to develop a demonstration project to serve the ex-offender population at another step in its reentry.

This decision should be based on information about the returning population and the projected unmet needs. Always keep in mind the goal of presenting a continuum of service from the time the ex-offender first arrives in the community needing immediate housing through permanent stable housing for the long term.

Permanent housing may mean broadening your scope to include the needs of families and children of the ex-offender. Providing the opportunity to reunite families in decent housing can be an important way to help the ex-offender settle back into the community as a contributing member.





## Stakeholders

The list of stakeholders will probably be quite long and may vary greatly from one location to another and with the type of housing program you are developing.

Some of the stakeholders to be considered for inclusion are:

- Social service agencies.
- Community organizations.
- Faith-based groups.
- Foundations.
- Public housing agency.
- Continuum of Care contacts.
- Community development organizations.
- Private/public developers.
- Workforce development agency.
- Businesses.
- Bankers and corporate executives.
- Ex-offenders.
- Community residents.
- Health and mental health services (including public clinics).
- Community anticrime coalitions (e.g., Weed and Seed sites).

Every group in this list could be expected to make an important contribution to your program, although you may not need each of them and there may be others that you will want to include.

## Involvement of the Neighbors

One of the most challenging problems that you can expect to encounter is resistance from residents of the neighborhood where you plan to provide housing for the ex-offender population. Residents may be opposed to changes they perceive as not in their best interests especially before they have reliable information and become involved in the planning process.

It will be important that you prepare for neighborhood resistance by involving the residents early in the process and help them to understand the facts, thus neutralizing the fears and rumors that often circulate around these efforts. By letting the neighborhood residents know what kind of support services will be provided, what kind of safety measures will be in place, and any other protections that will be built into the program, you can help assuage their concerns.

You will want to make it clear that successful ex-offender reentry must involve the neighborhoods to which the ex-offenders will be returning. They have served their time and now need help in adjusting to a new life. Through the program that you are proposing, they will have a better chance of being successful as they return. This kind of outcome is in everyone's best interest.

If you are able to get the residents' cooperation, the program will have a much better chance of

succeeding. The optimum goal is to have them offer suggestions for what needs to be done and how they are willing to help. The neighborhood churches should also be involved. Having them assume a leadership role in the process can make a critical positive difference.

## Involvement of the Ex-Offenders

When identifying whom to involve in planning and developing your housing program, it is important to include the ex-offender population that is to be served. This group can help to inform decisions about their needs and the best way to design the program. Remember that when serving people, you want to do something with them, not to them or for them.

Experience has demonstrated that the population being served knows best what will work and what will not. You can save time and valuable resources by listening to their ideas and responding to their genuine concerns. Even though it may seem unnecessary to take this approach, in the long term it will provide real help in designing a successful program. This is a lesson that has been learned over time in serving many different groups, for example, low-income populations, immigrant groups, and people with disabilities. The same principles apply in designing programs for ex-offenders.



## Funding Issues

One of the first issues raised when discussing plans for developing a housing program is how to obtain the necessary financing. This vital and complex issue can be approached in various ways specific to each project.

### Community Development Block Grants

Government funding offers several options; however, the competition for these funds is great. Some government programs, for example, Community Development Block Grants (CDBGs), are not limited to housing assistance; therefore, you will be competing with other types of social and public works programs. Navigating through the maze of options will probably require professional assistance (see [www.hud.gov](http://www.hud.gov)).

### HUD Section 8 Vouchers

Housing authorities can assign up to 20 percent of their unused Section 8 vouchers to housing projects. This allowance can be 100 percent of the units in supportive housing projects. This provision makes units available to very low-income populations.

### Emergency Shelter Grants Program

This formula program provides grants to States, metropolitan cities, urban counties, and territories according to the formula used for CDBGs. Eligible activities include renovation, major rehabilitation, or conversion of buildings for use as emergency shelters for the homeless, as well as for food or transportation. This grant may also pay for activities to prevent an individual or family from becoming homeless.<sup>2,3</sup> Grants are awarded annually.

## Continuum of Care Programs

HUD believes the best approach for alleviating homelessness is through a community-based process that provides a comprehensive response to the different needs of homeless individuals and families. To this end, HUD has developed a concept to enable communities to share a comprehensive and coordinated housing and service delivery system called Continuum of Care. These funds can only be used for homeless individuals or families. HUD offers the following assistance programs (see [www.hud.gov/offices/cpd/homeless/index.cfm](http://www.hud.gov/offices/cpd/homeless/index.cfm)).

### ***Emergency Shelter Grants Program***

This formula program provides grants to States, metropolitan cities, urban counties, and territories according to the formula used for CDBG. Eligible activities include renovation, major rehabilitation, and building conversion for use as emergency shelters or transitional housing for the homeless. Grants are awarded annually.

### ***Supportive Housing Program***

This competitive program is designed to promote developing permanent and transitional housing and supportive services. Eligible activities include acquisition, rehabilitation, new construction, leasing, operating costs, and supportive services. Eligible applicants are States, local governments, other government agencies, private nonprofit organizations, and community mental health associations. Grants are awarded for up to 3 years.

## ***Shelter Plus Care (S+C)***

The purpose of this competitive program is to provide rental assistance for hard-to-serve homeless people with disabilities in connection with supportive services funded from sources other than this program. The four components of S+C are tenant-based rental assistance, sponsor-based rental assistance, single room occupancy for homeless individuals, and project-based rental assistance. Grants are awarded for up to 5 years.

### ***Section 8 Moderate Rehabilitation for Single Room Occupancy (SRO) Dwellings***

This competitive program is designed to bring more standard SRO units into the local housing supply and to use those units to assist homeless individuals. Eligible applicants are public housing authorities and private nonprofit organizations. Assistance may be used only for rental assistance and for administering the rental assistance. Grants are awarded for up to a 10-year term.

## **Federal Tax Credits**

Using Section 42–Low Income Housing Credits may be an attractive way to work with businesses interested in developing a package that will provide them with tax credits resulting from their support of your housing program.

Donating or selling surplus property at a very low price is another business incentive that has been used successfully.

## State Housing Finance Agencies

The largest source of funding for housing projects is the Housing Finance Agency (HFA). HFA funds come from the U.S. Treasury Department and are administered through State HFAs. The application process can be quite complicated and usually requires professional assistance; however, HFA funds are potentially an important resource for your project.

## Private-Sector Funding

Faith-based groups, businesses, and other organizations in your local area are also potential partners. Churches and other organizations with an active social agenda may already be providing housing and additional services to the ex-offender population. By combining efforts with these groups, it may be possible to leverage additional funding.

Foundations, both national and local, should also be researched as potential sources of funding for your project. Review the foundation's mission statement as well as the type of programs it has supported in the past. Prepare your application carefully, documenting your plans and demonstrating the accountability that is built into your program design. Again this process will be competitive.

The ideal financing arrangement will probably combine funding streams so that the program is not totally dependent on any one of them. There are advantages to having the flexibility that this arrangement can provide. There may be fewer restrictions on private funds, which may enable you to leverage the money and use it where it is most needed. A balanced financial plan should be developed early in the process.



## Management Capacity

Many of the stakeholders in your project will probably represent social service providers, community organizations, and faith-based groups. These are organizations with a mission and a commitment to serve people, and they will be critically important to the success of the program.

Equally important will be the capacity to manage the financial and operational issues that will be part of the organization structure. As you review the issues discussed in this guide, it will be obvious that this program contains all the elements of a business venture along with the service delivery aspects of a social program. The management challenges will be demanding. Without solid operational practices, accountability, and sound financial management, the program can quickly run into difficulty.

Neither side should be sacrificed for the other. Service providers are a necessary and essential component; so is a strong management structure. Coordinated strategic planning beginning in the startup phase of the program will provide a guide as the program develops.





## Checklist

This list is a reminder of what to include as you prepare to develop a housing program for ex-offenders.

### Leadership Issues

- Do the leaders have the commitment to operate and promote the program?
- Do the leaders have the experience to operate the program successfully?
- Do the leaders have a proven track record?

### Stakeholders

- Have the outreach efforts been successful in identifying stakeholders and bringing them together?
- Have sufficient time and effort been invested in ensuring that stakeholders have a commitment to the program?

### Financial Issues

- Is there a financial plan that includes an operating budget, an accounting system, and a long-range financial development guide?
- Has long-term funding been obtained that will sustain the program over time?

### Replication Issues

- Can this program design be readily replicated in other communities?
- Would the stakeholders be willing to share operating information and train others interested in replicating the design?

## Reporting Systems and Monitoring

- Is there a management information system designed to collect relevant data for essential program planning and management use? Does the system include the following elements?
  - Monitoring tool for the program.
  - Evaluation instrument for short- and long-term performance.

- Reporting process for stakeholders and funding sources.
- Experience-based report—what works and what doesn't.
- Communication plan.

## Built-In Evaluation

- Has an evaluation element been included in the program design?



## Case Study

### Harriet's House, Raleigh, North Carolina

Harriet's House,<sup>4</sup> a faith-based facility providing reentry services in Raleigh, North Carolina, is an example of a project that demonstrates many of the issues and concepts discussed in this housing guide. Harriet's House is based on strong community collaborative agreements among groups and individuals with shared goals and a strong sense of mission. The faith community has provided leadership for the project through a collaboration of 10 congregations representing a multiracial, multiethnic population.

The mission of Harriet's House is a straightforward statement of its purpose: *To strengthen low-wealth families and neighborhoods using a community economic development strategy that includes—helping families in transition; providing economic opportunities such as home ownership, job creation, and business development; providing affordable housing; and encouraging the spiritual well-being of the families and communities we serve.*

Harriet's House posed its challenge as a question: *How should reentry programs be integrated into low-resource neighborhoods (often the very, or similar, neighborhood the person lived in before entering prison)?* This is a complex question that cannot be answered by a single group. It requires many dedicated partners. The answer comes in a multilevel strategy that involves not only the people being served but also the community, faith groups, government agencies, and volunteers.

The primary goals of the Harriet's House strategy are to:

- Reduce recidivism.
- Assist mothers in regaining custody and care of their children.
- Help women obtain and maintain permanent, safe, and affordable housing.

- Help women obtain and maintain (living wage) employment.
- Help women return to the community and adopt a positive and responsible lifestyle.

The tasks associated with these goals represent a comprehensive set of progressive services including:

- An intensive wraparound case management system.
- Budgeting, credit, debt management, and savings assistance.
- Peer support, parenting classes, and Alcoholics Anonymous and Narcotics Anonymous meetings.
- Employment planning and support.
- Permanent affordable housing.

Challenges, issues, and threats to the success of Harriet's House include the following:

- Neighborhoods have limited resources.
- Initiatives like Harriet's House are new and still emerging.
- Drugs and prostitution continue to be prevalent, which can lead to a return to the old, negative behavior.
- Parole violations are common.
- Employment choices are limited.
- Housing inventory is limited—substandard housing is prevalent.
- NIMBY-ism (not in my backyard) views exist.

Opportunities to address these issues include:

- Developing a housing, employment, and services strategy.

- Providing intensive services.
- Providing opportunities for people to live on their own.
- Helping women learn personal living skills.
- Pacing ex-offenders' return to parenting until they have adjusted to being self-reliant.
- Adopting an intergenerational approach.
- Celebrating successes—family reunions, sisterhood retreats.

Harriet's House has divided its program into four phases so that the process is easier to manage. Recognizing that an early start will be important to its success, the program actually begins before phase I officially starts. The first contact is 3 months before release when the woman is referred by a prison social worker. (The woman must have custody of her children and have no charges of child abuse against her.) The referral is followed by an initial intake, which includes a face-to-face interview and a psychological assessment. A letter of acceptance is issued, and on the release date, a case manager or a parole/probation officer will transport the woman from the facility to Harriet's House.

### **Phase I: Supervised Living (First 6 Months)**

During this phase, which is called clustered community living, the women live together in shared, supervised living quarters. A case manager works with them onsite, and they are expected to:

- Seek employment.
- Begin a budgeting program.

- Obtain a general equivalency diploma (GED) or acquire new skills through vocational rehabilitation or job training.
- Participate in mental health counseling, substance abuse treatment sessions, and parenting group classes.
- Fulfill random urine screens and curfew checks. Begin weekend visits with children, resulting in longer visits.

## Phase II: Transitional Living (6–12 Months)

During this phase, the children are more involved in the total process:

- Women live in a clustered community, but in their own unit with their children under their supervision.
- Children are reunited with their mothers and are participating in community activities, attending and thriving in school, and attending family and individual counseling sessions as necessary.
- A housing analysis is conducted to determine the best type of permanent housing for independent living.
- Monthly housing inspections are conducted during this phase with random urine testing and case management continuing.

## Phase III: Community Living (6 Months)

In this phase, the women are much more independent but still receiving support:

- Women have secured permanent, affordable housing.

- Women are living independently in permanent housing units, fully employed.
- Women are still connected to the support system but with decreasing case management.
- Women, now fully employed, learn to navigate within peer networks and the community.

## Phase IV: Aftercare (6 Months)

The women are now in permanent housing. They are monitored in all areas of previous phases. The women in this phase should be managing all areas such as:

- Finances (paying rent on time, maintaining a savings account).
- Parenting.
- Staying “clean” and sober.
- Maintaining employment.

The current capacity of Harriet’s House operation limits its services to no more than 14 families each year, with the average residency period of 18 months.

Program administrators carefully track the successes in the program so that adjustments can be made where needed.

Year to date served: 64 women, 117 children

Recidivism: 5 arrests, 6 reconvictions (8–10 or 12 percent )

Number placed in permanent housing: 46 (77 percent)

Number employed: 50 (83 percent)

Homeowners: 4

The need for more slots is obvious, and Harriet's House is ready to respond when additional funding is available.

Harriet's House receives funding and support from various sources, including:

- HUD.
- North Carolina Department of Correction.
- Local churches.
- Corporations.
- Foundations.
- Individuals.

Longer term reentry issues identified by Harriet's House are:

- Providing access to resources for rehabilitation in the neighborhood.

- Developing permanent affordable housing in the neighborhood.
- Developing nonresidential interventions to assist men and women as they return to their neighborhood of origin.
- Creating economic opportunities and developing employment strategies in the neighborhood.
- Strengthening family and personal networks already present in the neighborhood.

Additional information about Harriet's House is available by contacting:

Jeanne Tedrow, Executive Director  
Harriet's House  
(919) 834-0666, ext. 230  
[www.passagehome.org](http://www.passagehome.org)





## Case Study

### The Fortune Society, New York, New York

The Fortune Society<sup>5</sup> is a large nonprofit organization that has been delivering services to and advocating on behalf of men and women within the criminal justice system since 1997. Its broad range of services has been developed over time in response to its clients' needs. It has collaborated with other agencies to obtain the best available services, and when service gaps have been identified, it has developed its own delivery system. The wraparound services include extensive counseling, GED preparation, skills training, job search assistance, job coaching, and myriad other services.

As The Fortune Society worked with larger numbers of people returning from incarceration, it became obvious that housing for this population was a basic need that was not being met. Without adequate housing, the goal of successfully reentering society was a nearly insurmountable task. A safe and secure place to live becomes a prime stability factor for people rebuilding their lives. Housing may be one of the most important issues for ex-offenders reentering society, but it also may be the hardest problem to solve. The issues associated with providing housing can be overwhelming, but The Fortune Society has demonstrated that it can be done and in the process has provided a model for others to follow.

### Planning Phase

Although The Fortune Society has a long and successful history of serving people involved with the criminal justice system, it had never operated a housing program and never even owned property. It also lacked experience in obtaining funds and negotiating terms for capital projects. Recognizing the difficulty of the task it was about to undertake, The Fortune Society began a comprehensive planning process involving its board of directors, staff members, clients, and volunteers. It hired two organizational psychologists to facilitate the sessions and assist in defining a vision and a blueprint for the future. The consultants advised the group that other issues had to be worked out first.

## Management and Leadership

Management, leadership, and trust issues had to be resolved if The Fortune Society was to grow from a small organization under the direction of a hands-on executive director to a large, expanding, and dynamic organization. This was a difficult and stressful time with weekly meetings often filled with heated and emotional discussions facilitated by the consultants.

Partly because of financial restraints, this consultant phase of the process ended. The group continued to meet on its own, ultimately hiring another consultant to bring closure to the strategic planning process. The outcome of this process was a plan for a transformed management structure, a change in its culture, and priorities for the next 5 years.

## Property Search

After reviewing clients' needs, the board of directors agreed that The Fortune Society should search for property suitable for housing a significant number of ex-offenders. The organization began working with a real estate company in New York City. During the search process it toured more than 20 properties, although it found the one it wanted about halfway through the search. The organization continued to look to be certain it had the best possible site for the project. The property it selected is located at 140th and Riverside Drive, known in the West Harlem community as "the Castle."

The castle-style structure was built in 1913. Although New York City later acquired the property to convert it for institutional use, it sat vacant for 43 years. After so many years of neglect, the

building was essentially a shell that had been used by vagrants and was a place for drug activity. Despite the sad appearance of the property, when The Fortune Society had the building professionally evaluated, it was declared structurally sound.

## The Castle

The Fortune Society purchased the property for \$1.28 million, making a downpayment of \$380,000 and obtaining a mortgage from Fleet Bank for the remaining \$900,000. Now the task was to develop a design for the project and procure funding.

The Fortune Society board made some significant decisions during this entire process. It decided to keep its downtown location operational as well as developing the Castle property so that it could serve a citywide population. It also decided to develop a service center in the Castle and build housing facilities on the lot adjacent to it.

## Fundraising

It quickly became clear that obtaining funds for the service center was going to be much more difficult than raising funds for housing. As the organization obtained funds for housing from the State, it could see that grant deadlines were going to bring new pressures. In addition, the low-income housing tax credits it had received would expire if it did not provide the housing by a certain time.

In reviewing these issues, the board made a decision to divide The Fortune Academy Residence and Service Center into two phases, with the residence component being the first phase and the

construction of the service center the second. The board saw definite advantages to this plan: (1) construction estimates indicated that rehabilitation of the Castle would cost no more than new construction; (2) the light, air, and space in the Castle were much superior to those on the adjoining site; (3) it was better not to build a new structure next to a vacant shell of a building; and (4) it immediately addressed the community's concern and The Fortune Society's promise to save and rehabilitate the Castle as a stabilizing element in the neighborhood.

## Program Design

As well as advantages, there were also new obstacles with the change to a phased project. The Castle did not have as much space available for housing as the planned new building; however, The Fortune Society was able to develop a new design that would meet the needs. In the new design, emergency housing accommodations are dormitory style instead of shared apartments. The "phased-permanent" apartments are a mix of single and double occupancy rather than all single units as originally planned, although the new design actually provides more housing for phased-permanent residents than originally planned.

There are 18 beds available for emergency housing in a dormitory setting with each client having private storage space that can be locked. Throughout the facility, privacy and security for the clients and their possessions are important. Newly arrived residents begin in the emergency housing where they remain as long as necessary, sometimes a few weeks, usually less. At this time, they receive counseling and evaluation to help determine their needs and their individual abilities and hopes.

"Phased permanent" describes The Fortune Society program model, meaning permanent for this phase of the client's life with the ultimate goal being independent living for each one, but not moving them out to homelessness. Each apartment has its own bathroom, and the larger phased-permanent apartments have their own kitchenettes. The residents live from 6 to 18 months in phased housing while they also receive support services including substance abuse treatment, HIV/AIDS services, independent living skills training, education, career development, counseling, and family services.

During this time, residents are expected to work and/or attend training approximately 35 hours a week. They also perform community service 10 hours a week. Some of the classes are offered at the Castle; however, because of the lack of space most offerings are not onsite.

The Fortune Society wanted its program to be inclusive. The entrance requirements are simple: the person must be a homeless released prisoner who poses no current threat of violence and is interested in and appropriate for services being provided. The Fortune Society has high expectations once the person becomes a resident, but not high entrance requirements. The Fortune Society describes this as "low threshold, high expectation, and high support."

## Capital Funding

The Fortune Society had no prior experience in funding a capital project; therefore, it sought the best professional help it could find. Most of the grant proposals submitted were funded. The following list describes the various funding sources for the project.

- **New York State Homeless Housing and Assistance Program (HHAP).** The first grant applied for was through HHAP. This funding totals almost \$4.3 million and is in the form of an interest-free 30-year loan. HHAP will continue to monitor the project over the 30-year period. If The Fortune Society continues to provide housing for homeless individuals, the entire principal of the loan will be forgiven. The HHAP loan got The Fortune Society more than halfway to its overall budget of \$7.8 million including more than \$700,000 in predevelopment costs.
  - **New York State Division of Housing and Community Renewal (DHCR).** DHCR was the second major source of capital funding. DHCR distributes Federal tax credits to organizations that provide low-income housing. The Fortune Society applied for these tax credits and received an award for \$1.6 million. Ten years of tax credits are provided up front to The Fortune Society during a syndication process. The syndicator, the Enterprise Social Investment Corporation, has become The Fortune Society's limited partner on the project and will monitor the project to ensure viability for the entire 10-year period covered by the tax credits. The Fortune Society has set aside \$647,000 of the \$1.4 million in an operating reserve account to help ensure project success by covering any budget deficits and paying for emergencies.
  - **U.S. Department of Housing and Urban Development (HUD).** HUD provided The Fortune Society with \$1.2 million in additional funding over 3 years, of which \$300,000 was to be used to rehabilitate the facility. The other \$900,000 was to pay for housing and supportive services for HIV-positive individuals. This grant was later modified so that all \$1.2 million was available for operating the facility and providing supportive services.
  - **Historic Tax Credits.** The Castle is a beautiful structure with an almost 100-year history. One of the organization's goals was to restore the building as close as possible to its original state; however, the tight budget did not allow for the cost of historic restoration, for example, replacement of the slate roof, custom windows, and repair of damaged terra cotta decoration. The Fortune Society applied for historic tax credits through the New York State Office of Parks, Recreation and Historic Preservation and the U.S. National Park Service and received \$972,000 to restore the exterior of the building to historic preservation standards. In 2003, the organization received an award from the New York Landmarks Conservancy for the renovation of the building.
  - **Capital Campaign.** The last part of securing capital funds has been one of the most difficult. The Fortune Society enlisted the assistance of a well-known capital funding organization that donated its valuable guidance to develop a plan to raise the final \$1 million. With gifts from its trustees, its donor base, and others, there is only \$150,000 remaining toward its goal.
- The capital campaign was extremely challenging for The Fortune Society, which had no established experience in these efforts. It does not have a traditional fundraising board with one-third of its members mandated in the bylaws to be ex-offenders. The population that The Fortune Society serves does not have a large constituency of support; nevertheless, the end goal is in sight.

## Operations Funding

A campaign to raise funds for operations was conducted simultaneously with the capital campaign. The challenge for The Fortune Society was to ensure that the needs of the clients and the

agency's vision would drive the program rather than the funding sources assuming that role. It was important that they obtain "cross funding," thereby ensuring that no single agency would control the program. Having flexibility built into the program design meant that the organization had the ability to have broad entry requirements, making it possible to open its doors to more homeless ex-offenders.

With three separate grants from HUD, certain categorical groups were covered, for example, HIV-positive people, substance abusers, and people with disabilities. A grant from the State of New York was specifically targeted for providing services for homeless people in the winters of 2003 and 2004. Other grants from Federal, State, and local funding sources in addition to foundation grants and donations from community supporters have provided the base from which The Fortune Society operates.

## Community Relations

Although fundraising, both for the operating budget and for the capital improvements, was very challenging, the most difficult task for the organization was establishing good relationships with the community. The NIMBY (not in my backyard) factor was very strong. The neighbors did not want ex-offenders moving into their area, and some of them raised vocal protests. The community had been negatively impacted over the years by crime. They feared the project would be just another false start.

The Fortune Society hired a community relations consultant to advise them on how to work with

the community. It made presentations at different community meetings to dispel rumors and explain its plans. It also invited the neighborhood residents to visit its other sites to see the programs it provided. Representatives from The Fortune Society began attending six community meetings each month. That practice has continued to the present time. The organization has also made the space at the Castle available for neighborhood gatherings.

Gradually the mood has changed. The Fortune Society listened to the community and responded to concerns that were raised, which demonstrated that it cared about the neighborhood and intended to stay. The most difficult and sustained challenge to the project came from the neighborhood resistance, but with patience and perseverance The Fortune Society has made friends and gained supporters. It recognizes that gaining neighborhood acceptance and support is an ongoing process that it will have to continue.

## The Future

The Fortune Society is still developing the Castle site, evaluating both process and outcomes. It intends to continue adding to the program and services offered. Further, it wants to share the lessons learned and help others follow and expand on the model created at the Castle.

Additional information is available from:

JoAnne Page, Executive Director  
The Fortune Society  
53 West 23rd Street  
New York, NY 10010  
(212) 891-7554  
[JPFORTUNE@aol.com](mailto:JPFORTUNE@aol.com)





## Notes

1. The guide was prepared by Pat Gilbert under contract with the Executive Office for Weed and Seed, Office of Justice Programs.
2. Definitions of Homeless Individual and Chronic Homelessness: **Section 11302. General definition of homeless individual** (*pursuant to McKinney-Vento Act—Revised*); (a) In general, for purposes of this chapter, the term “homeless” or “homeless individual or homeless person” [1] includes: (1) an individual who lacks a fixed, regular, and adequate nighttime residence; and (2) an individual who has a primary nighttime residence that is (A) a supervised publicly or privately operated shelter designed to provide temporary living accommodations (including welfare hotels, congregate shelters, and transitional housing for the mentally ill); (B) an institution that provides a temporary residence for individuals intended to be institutionalized; or (C) a public or private place not designed for, or ordinarily used as, a regular sleeping accommodation for human beings.
3. Chronic Homelessness (*as adopted by HUD, the U.S. Department of Health and Human Services, and the Veterans Administration*): An unaccompanied homeless individual with a disabling condition who has either been continuously homeless for a year or more or has had at least four episodes of homelessness in the past 3 years.
4. Description adapted by Pat Gilbert, who served as a consultant to the Executive Office of Weed and Seed (EOWS) in preparing this guide.
5. Condensed by Pat Gilbert from the full-length description of The Fortune Society’s housing program as posted on the EOWS Web site at [www.ojp.usdoj.gov/eows](http://www.ojp.usdoj.gov/eows).



# Alaska Department of Corrections

## *Division of Administrative Services*



## *2012 Offender Profile*

<http://www.correct.state.ak.us/administrative-services/>

## *Mission Statement*

The Alaska Department of Corrections enhances the safety of our communities. We provide secure confinement, reformatory programs, and a process of supervised community reintegration.

## *Commissioner's Letter*



The mission of the Department of Corrections is to enhance the safety of our communities while providing secure confinement, reformatory programs, and a process of supervised community reintegration.

I am pleased to make this profile available online. This report is based on our best information and serves as a snapshot of a typical day. Data comes from our Alaska Corrections Offender Management System (ACOMS), and is meant to give a general summary of Alaska's offender population. ACOMS went live in May of 2010 and will provide even more accurate and timely data than previously.

The 2012 Offender Profile – which encompasses many hours of research and calculation on the part of department staff – serves as a valuable tool for our department in the successful accomplishment of our mission.

A handwritten signature in black ink, appearing to read "John E. ...". The signature is stylized with a large, sweeping initial.

# Table of Contents

## List of Tables

### Trends

Notes .....	6
Total Offender Population Based on Monthly Averages - January 2010 to December 2012 .....	7
Total Admissions - January 2010 to December 2012 .....	7

### Institutions

Institution Address List .....	9
Number of Offenders in Institutions .....	10
Demographic Information for Offenders in Institutions .....	11
Length of Time from Admission for Offenders in Institutions .....	13
Offense Classifications of Offenders in Institutions .....	14
Crime Classifications by Class/Sex/Ethnicity .....	18

### Community Residential Centers (CRC's)

Facility Address List .....	21
Number of Offenders in Community Residential Centers .....	22
Demographic Information for Offenders in Community Residential Centers.....	23
Length of Time from Admission for Offenders in CRC's .....	23
Offense Classifications of Offenders in Community Residential Centers.....	25
Crime Classifications by Class/Sex/Ethnicity .....	28

### Focus 2012 Groups of Particular Interest

<b>Alaska Natives</b> .....	31
Distribution of Alaska Native Offenders .....	32
Demographic Information for Alaska Native Offenders.....	33
Offense Classifications of Alaska Native Offenders.....	34
<b>Juveniles</b> .....	38
Distribution of Juvenile Offenders.....	39
Demographic Information for Juvenile Offenders.....	40
Offense Classifications of Juvenile Offenders .....	41
<b>Seniors</b> .....	43
Distribution of Senior Offenders.....	44
Demographic Information for Senior Offenders.....	45
Offense Classifications of Senior Offenders.....	46
<b>Sex Offenders</b> .....	49
Distribution of Sex Offenders .....	50
Demographic Information for Sex Offenders .....	51
Offense Classifications for Sex Offenders .....	52
<b>Substance Abusers</b> .....	53
Distribution of Substance Abuse Offenders.....	54
Demographic Information for Substance Abuse Offenders.....	55
Offense Classifications of Substance Abuse Offenders .....	58
<b>Long Term Offenders</b> .....	59
Distribution of Long Term Offenders .....	60
Demographic Information for Long Term Offenders .....	61
Offense Classifications of Long Term Offenders.....	62

**Probation and Parole**

Notes .....	63
Supervising Authority for Probationers/Parolees .....	64
Demographic Information for Probationers/Parolees .....	64

**2012 Alaska Census Population**

Notes .....	65
2012 Alaska Population by Race and Age .....	67

**Notable Trends in Offender Demographics**

Offenders Located Out-of-State: 2008 - 2012 .....	68
Older and Younger Offenders in Institutions: 2008 - 2012 .....	68
CRC and Special Offsite Population Trend: 2008 - 2012 .....	69
Alaska Natives in Institutions: 2008 - 2012 .....	69
Notable Offense Class Trends: 2008 - 2012 .....	70
Top Twenty Offenses: 2003 & 2012 .....	71

**List of Charts****Trends**

State vs Offender Populations 1984 - 2012 .....	7
Female Admissions by Year 2007 - 2012 .....	8
Male Admissions by Year 2007 - 2012 .....	8
Total Admissions by Year 2007 - 2012 .....	8
Offenders Located Out-of-State: 2008 - 2012 .....	68
Older and Younger Offenders in Institutions: 2008 - 2012 .....	68
CRC and Special Offsite Population Trend: 2008 - 2012 .....	69
Alaska Natives in Institutions: 2008 - 2012 .....	69
Notable Offense Class Trends: 2008 - 2012 .....	70

**Institutions**

Institutional Population Trends 2008 - 2012 .....	10
Institutional Offenders by Sex .....	12
Institutional Offenders by Race/Ethnicity .....	20
Institutional Offenders by Age Group .....	20

**Community Residential Centers (CRC's)**

CRC Offenders by Race/Ethnicity .....	27
CRC Offenders by Age Group .....	27

*Questions regarding data in this report may be e-mailed to: [Michael.Matthews@alaska.gov](mailto:Michael.Matthews@alaska.gov)*

# Trends

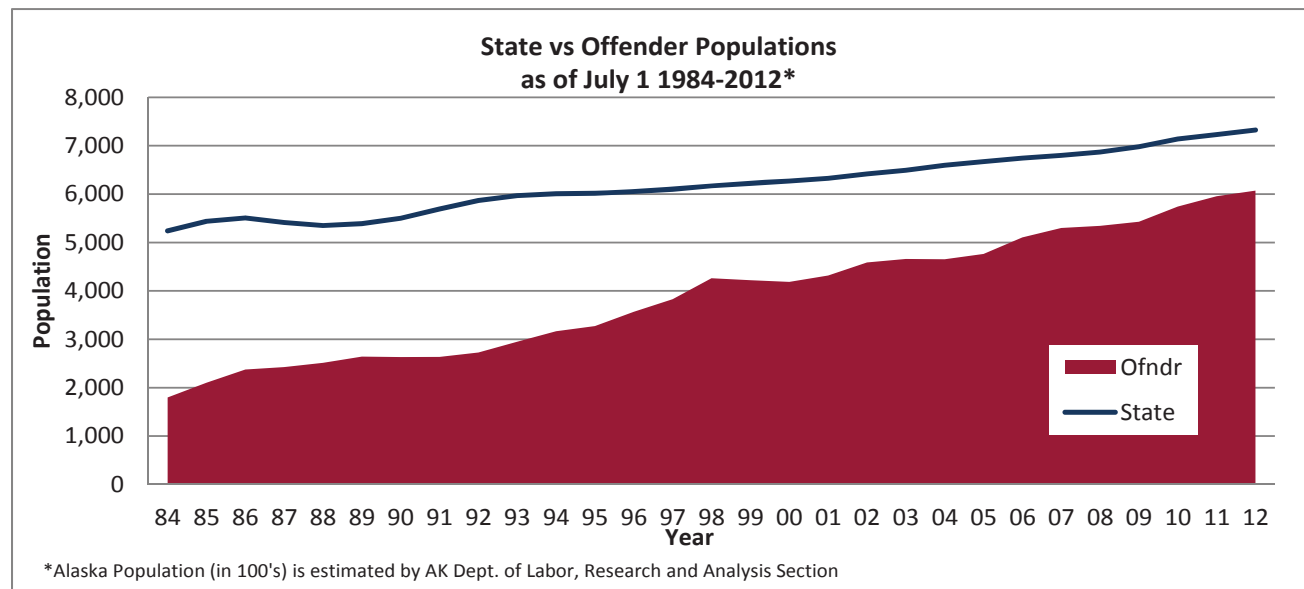
**Notes:**

Count and admissions data include information about all offenders under the jurisdiction of the State of Alaska who are entered into the ACOMS database.

Count information consists of monthly averages of daily counts; incarcerated offenders not entered into the ACOMS database when a count was tallied were not included.

Admissions data includes all criminal admits (except transfers) for all offenders.



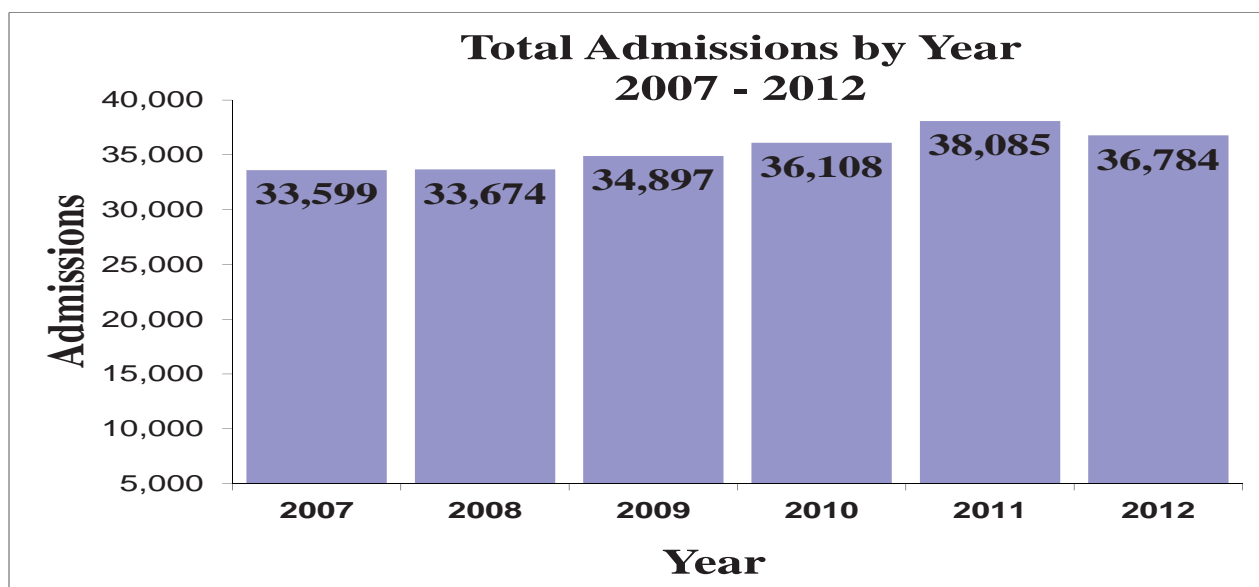
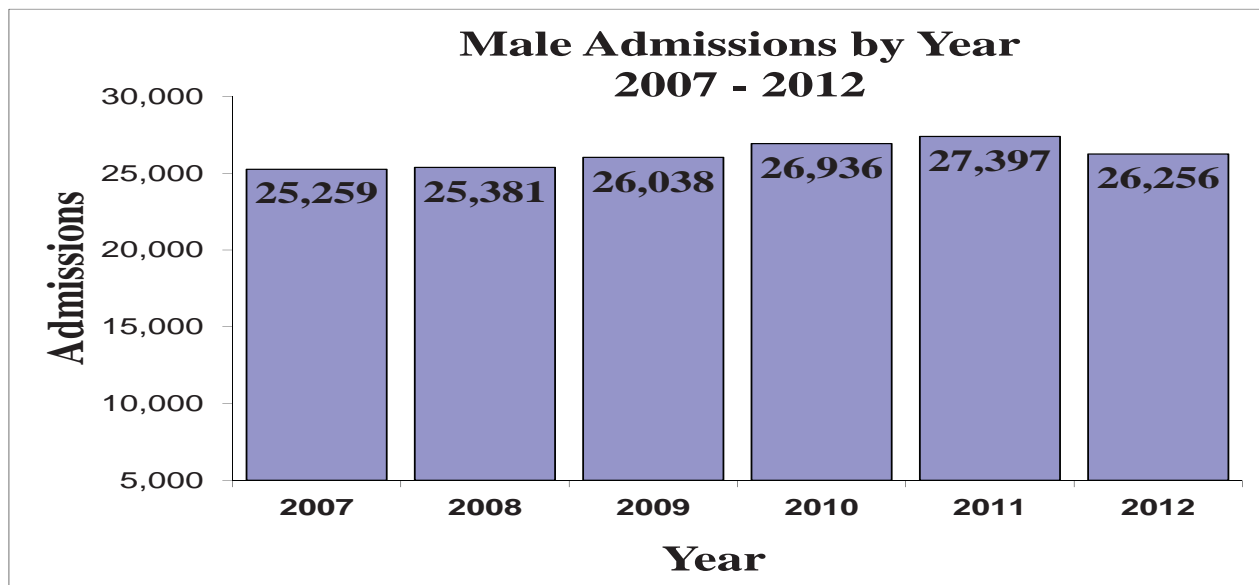
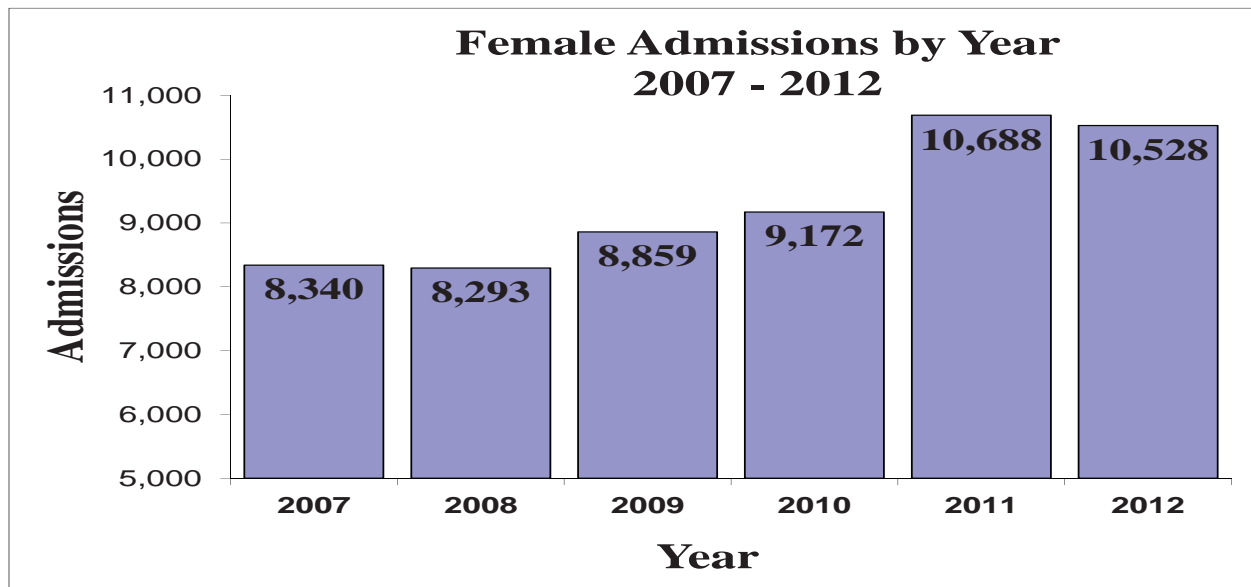


**Total Offender Population Based on Daily Averages - January 2010 to December 2012**  
Includes all Offenders in all Facilities (In-State CC's, Out-of-State CC's, EM, and CRC's)

Month	2010			2011			2012		
	Female	Male	Total	Female	Male	Total	Female	Male	Total
January	580	5,010	5,590	708	5,110	5,818	732	5,125	5,857
February	598	5,092	5,690	716	5,170	5,886	757	5,212	5,970
March	633	5,052	5,685	721	5,154	5,875	735	5,264	6,000
April	678	5,032	5,710	711	5,205	5,916	753	5,238	5,992
May	673	5,036	5,709	730	5,252	5,982	742	5,218	5,962
June	661	5,010	5,671	754	5,234	5,988	740	5,180	5,922
July	655	5,043	5,698	760	5,217	5,977	758	5,201	5,961
August	678	5,123	5,801	762	5,247	6,009	760	5,228	5,989
September	690	5,156	5,846	764	5,293	6,057	764	5,261	6,026
October	656	5,249	5,905	760	5,317	6,077	741	5,308	6,050
November	672	5,186	5,858	753	5,250	6,003	779	5,330	6,111
December	642	5,115	5,757	721	5,176	5,897	749	5,201	5,951
Daily Avg	651	5,092	5,743	738	5,219	5,957	762	5,309	6,072

**Total Admissions - January 2010 to December 2012**  
Includes all Offenders in all Facilities (In-State CC's, Out-of-State CC's, EM, and CRC's)

Month	2010			2011			2012		
	Female	Male	Total	Female	Male	Total	Female	Male	Total
January	674	2,104	2,778	904	2,401	3,305	875	2,129	3,004
February	616	1,867	2,483	831	2,006	2,837	805	2,044	2,849
March	769	2,136	2,905	944	2,384	3,328	874	2,201	3,075
April	805	2,279	3,084	940	2,444	3,384	889	2,218	3,107
May	827	2,341	3,168	909	2,461	3,370	938	2,274	3,212
June	805	2,336	3,141	943	2,274	3,217	900	2,125	3,025
July	851	2,427	3,278	914	2,407	3,321	913	2,261	3,174
August	816	2,481	3,297	966	2,334	3,300	921	2,393	3,314
September	773	2,299	3,072	902	2,244	3,146	850	2,216	3,066
October	828	2,423	3,251	822	2,375	3,197	869	2,243	3,112
November	688	2,141	2,829	773	1,980	2,753	870	2,089	2,959
December	720	2,102	2,822	840	2,087	2,927	824	2,063	2,887
Total	9,172	26,936	36,108	10,688	27,397	38,085	10,528	26,256	36,784



# Institutions

## Institution Address List

<b>Institution</b>	<b>Address</b>	<b>City</b>	<b>Zip</b>	<b>Superintendent</b>	<b>Phone</b>
Anchorage Correctional Complex	1400 E 4th Avenue	Anchorage	99501	Debbie Miller	907-269-4100
Anvil Mountain Correctional Center	1810 Center Creek Road	Nome	99762	Michael Dunham	907-443-2241
Fairbanks Correctional Center	1931 Eagan Avenue	Fairbanks	99701	Charles Stevenson	907-458-6700
Goose Creek Correctional Center	22301 W Alsop Road	Wasilla	99654	Amy Rabeau	907-864-8134
Hiland Mountain Correctional Center	9101 Hesterberg Road	Eagle River	99577	Michael Gilligan	907-694-9511
Ketchikan Correctional Center	1201 Schoenbar Road	Ketchikan	99901	Jessica Mathews	907-228-7350
Lemon Creek Correctional Center	2000 Lemon Creek Rd	Juneau	99801	Scott Wellard	907-465-6200
Mat-Su Pretrial Facility	339 E Dogwood Road	Palmer	99645	Steve Brunger	907-745-0943
Palmer Correctional Center	PO Box 919	Palmer	99645	Tomi Anderson	907-745-5054
Pt. Mackenzie Correctional Farm	PO Box 877730	Wasilla	99687	Amy Rabeau	907-376-2976
Spring Creek Correctional Center	3600 Bette Cato	Seward	99664	Craig Turnbull	907-224-8200
Wildwood Correctional Complex	10 Chugach Avenue	Kenai	99611	Robert Hibpshman	907-260-7200
Yukon-Kuskowim Correctional Center	1000 Chief Eddie Hoffman Hwy	Bethel	99559	Dean Marshall	907-543-5245
<b>Contract Facility</b>					
Hudson Correctional Facility	3001 N Juniper Street	Hudson, CO	80642	Joe Driver	303-536-2600

### Notes:

Includes information about all offenders incarcerated in in-state and out-of-state institutions who are entered into the ACOMS database.

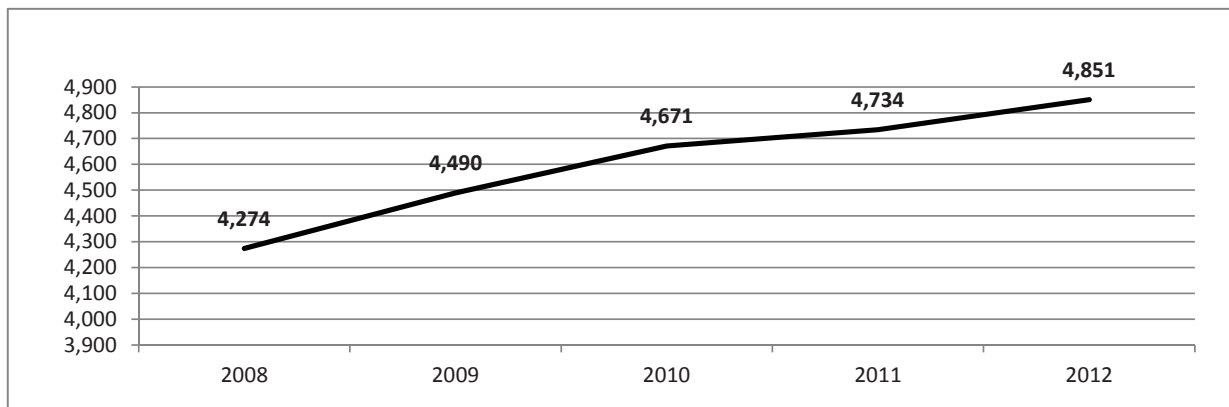
Consists of a snapshot of offenders incarcerated and entered into the ACOMS database on or before December 31, 2012; incarcerated offenders not entered into the ACOMS database were not included.

Alaska Native race category includes a small number of Native Americans not indigenous to Alaska.

Information about offenses is the most serious charge only.

Offense classes are semi-arbitrary.

## Institution Population Trends



**Number of Offenders in Institutions**  
**December 31, 2008 - 2012**

**In-State**

Institutions	Females					Males					All Offenders				
	2008	2009	2010	2011	2012	2008	2009	2010	2011	2012	2008	2009	2010	2011	2012
Anchorage CC-E	6	1	15	6	10	390	409	424	395	418	396	410	439	401	428
Anchorage CC-W	0	0	0	0	0	442	447	435	424	418	442	447	435	424	418
Anvil Mountain CC	3	9	8	14	14	80	112	97	77	101	83	121	105	91	115
Fairbanks CC	22	24	24	30	38	212	236	227	231	239	234	260	251	261	277
Goose Creek CC	0	0	0	0	0	0	0	0	0	429	0	0	0	0	429
Hiland Mountain CC	321	379	374	389	400	0	0	0	0	0	321	379	374	389	400
Ketchikan CC	3	5	13	9	14	40	60	51	52	54	43	65	64	61	68
Lemon Creek CC	7	15	19	19	24	175	195	196	212	197	182	210	215	231	221
Mat-Su Pretrial	7	8	12	7	9	79	89	83	66	77	86	97	95	73	86
Palmer Medium CC	0	0	0	0	0	261	334	322	325	288	261	334	322	325	288
Palmer Minimum CC	0	0	0	0	0	176	176	158	176	176	176	176	158	176	176
Point Mackenzie CF	0	0	0	0	0	117	103	118	119	16	117	103	118	119	16
Spring Creek CC	0	0	0	0	0	551	554	556	524	305	551	554	556	524	305
Wildwood CC	0	0	0	0	0	258	253	302	343	285	258	253	302	343	285
Wildwood Pretrial	16	17	25	19	40	102	97	71	73	75	118	114	96	92	115
Yukon-Kuskokwim CC	2	10	7	9	13	107	110	143	144	160	109	120	150	153	173
<b>Total</b>	<b>387</b>	<b>468</b>	<b>497</b>	<b>502</b>	<b>562</b>	<b>2,990</b>	<b>3,175</b>	<b>3,183</b>	<b>3,161</b>	<b>3,238</b>	<b>3,377</b>	<b>3,643</b>	<b>3,680</b>	<b>3,663</b>	<b>3,800</b>

**Out-of-State**

Institutions	Females					Males					All Offenders				
	2008	2009	2010	2011	2012	2008	2009	2010	2011	2012	2008	2009	2010	2011	2012
Red Rock CC, AZ	0	0	0	0	0	879	0	0	0	0	879	0	0	0	0
Hudson CC, CO	0	0	0	0	0	0	831	967	1,043	1,035	0	831	967	1,043	1,035
Colorado State Prison	1	1	1	1	1	2	2	5	7	5	3	3	6	7	6
Federal Bureau of Prisons	1	1	3	3	1	12	11	14	17	8	13	12	17	17	9
Minnesota State Prison	1	1	0	0	0	0	0	0	0	0	1	1	0	0	0
Oregon State Prison	0	0	0	0	0	1	0	0	0	0	1	0	0	0	0
Washington State Prison	0	0	0	1	0	0	0	1	4	1	0	0	1	4	1
<b>Total</b>	<b>3</b>	<b>3</b>	<b>4</b>	<b>5</b>	<b>2</b>	<b>894</b>	<b>844</b>	<b>987</b>	<b>1,071</b>	<b>1,049</b>	<b>897</b>	<b>847</b>	<b>991</b>	<b>1,071</b>	<b>1,051</b>

	Females					Males					All Offenders				
	2008	2009	2010	2011	2012	2008	2009	2010	2011	2012	2008	2009	2010	2011	2012
<b>Total All Institutions</b>	<b>390</b>	<b>471</b>	<b>501</b>	<b>507</b>	<b>564</b>	<b>3,884</b>	<b>4,019</b>	<b>4,170</b>	<b>4,232</b>	<b>4,287</b>	<b>4,274</b>	<b>4,490</b>	<b>4,671</b>	<b>4,734</b>	<b>4,851</b>

**Counts and Percents of Offenders in Institutions by Location and Offender Sex:  
December 31, 2012**

**In-State Institutions**

In-State Institutions	Sex	Count	Percent of Institution	Percent of All In-State Institutions	Percent of All Institutions
ANCHORAGE CC-E	Female	10	2.34%	0.26%	0.21%
	Male	418	97.66%	11.00%	8.62%
	<b>Total</b>	<b>428</b>	<b>100.00%</b>	<b>11.26%</b>	<b>8.82%</b>
ANCHORAGE CC-W	Female	0	0.00%	0.00%	0.00%
	Male	418	100.00%	11.00%	8.62%
	<b>Total</b>	<b>418</b>	<b>100.00%</b>	<b>11.00%</b>	<b>8.62%</b>
ANVIL MTN CC	Female	14	12.17%	0.37%	0.29%
	Male	101	87.83%	2.66%	2.08%
	<b>Total</b>	<b>115</b>	<b>100.00%</b>	<b>3.03%</b>	<b>2.37%</b>
FAIRBANKS CC	Female	38	13.72%	1.00%	0.78%
	Male	239	86.28%	6.29%	4.93%
	<b>Total</b>	<b>277</b>	<b>100.00%</b>	<b>7.29%</b>	<b>5.71%</b>
GOOSE CREEK CC	Female	0	0.00%	0.00%	0.00%
	Male	429	100.00%	11.29%	8.84%
	<b>Total</b>	<b>429</b>	<b>100.00%</b>	<b>11.29%</b>	<b>8.84%</b>
HILAND MTN CC	Female	400	100.00%	10.53%	8.25%
	Male	0	0.00%	0.00%	0.00%
	<b>Total</b>	<b>400</b>	<b>100.00%</b>	<b>10.53%</b>	<b>8.25%</b>
KETCHIKAN CC	Female	14	20.59%	0.37%	0.29%
	Male	54	79.41%	1.42%	1.11%
	<b>Total</b>	<b>68</b>	<b>100.00%</b>	<b>1.79%</b>	<b>1.40%</b>
LEMON CREEK CC	Female	24	10.86%	0.63%	0.49%
	Male	197	89.14%	5.18%	4.06%
	<b>Total</b>	<b>221</b>	<b>100.00%</b>	<b>5.82%</b>	<b>4.56%</b>
MAT-SU PRETRIAL	Female	9	10.47%	0.24%	0.19%
	Male	77	89.53%	2.03%	1.59%
	<b>Total</b>	<b>86</b>	<b>100.00%</b>	<b>2.26%</b>	<b>1.77%</b>
PALMER-MED CC	Female	0	0.00%	0.00%	0.00%
	Male	288	100.00%	7.58%	5.94%
	<b>Total</b>	<b>288</b>	<b>100.00%</b>	<b>7.58%</b>	<b>5.94%</b>
PALMER-MIN CC	Female	0	0.00%	0.00%	0.00%
	Male	176	100.00%	4.63%	3.63%
	<b>Total</b>	<b>176</b>	<b>100.00%</b>	<b>4.63%</b>	<b>3.63%</b>
PT. MACKENZIE CF	Female	0	0.00%	0.00%	0.00%
	Male	16	100.00%	0.42%	0.33%
	<b>Total</b>	<b>16</b>	<b>100.00%</b>	<b>0.42%</b>	<b>0.33%</b>
SPRING CREEK CC	Female	0	0.00%	0.00%	0.00%
	Male	305	100.00%	8.03%	6.29%
	<b>Total</b>	<b>305</b>	<b>100.00%</b>	<b>8.03%</b>	<b>6.29%</b>
WILDWOOD CC	Female	0	0.00%	0.00%	0.00%
	Male	285	100.00%	7.50%	5.88%
	<b>Total</b>	<b>285</b>	<b>100.00%</b>	<b>7.50%</b>	<b>5.88%</b>
WILDWOOD PRETRIAL	Female	40	34.78%	1.05%	0.82%
	Male	75	65.22%	1.97%	1.55%
	<b>Total</b>	<b>115</b>	<b>100.00%</b>	<b>3.03%</b>	<b>2.37%</b>

(Cont'd next page)

**Counts and Percents of Offenders in Institutions by Location and Offender Sex:  
December 31, 2012 (cont'd)**

In-State Institutions	Sex	Count	Percent of Institution	Percent of All In-State Institutions	Percent of All Institutions
YUKON-KUSKOKWIM CC	Female	13	7.51%	0.34%	0.27%
	Male	160	92.49%	4.21%	3.30%
	<b>Total</b>	<b>173</b>	<b>100.00%</b>	<b>4.55%</b>	<b>3.57%</b>
Total In-State	Female	562	14.79%	14.79%	11.59%
	Male	3238	85.21%	85.21%	66.75%
	<b>Total</b>	<b>3800</b>	<b>100.00%</b>	<b>100.00%</b>	<b>78.33%</b>

**Out-of-State Institutions**

Out-of-State Institutions	Sex	Count	Percent of Institution	Percent of All Out-of-State Institutions	Percent of All Institutions
COLORADO STATE PRISON	Female	1	16.67%	0.10%	0.02%
	Male	5	83.33%	0.48%	0.10%
	<b>Total</b>	<b>6</b>	<b>100.00%</b>	<b>0.57%</b>	<b>0.12%</b>
FEDERAL BUREAU PRISONS	Female	1	11.11%	0.10%	0.02%
	Male	8	88.89%	0.76%	0.16%
	<b>Total</b>	<b>9</b>	<b>100.00%</b>	<b>0.86%</b>	<b>0.19%</b>
WASHINGTON STATE	Female	0	0.00%	0.00%	0.00%
	Male	1	100.00%	0.10%	0.02%
	<b>Total</b>	<b>1</b>	<b>100.00%</b>	<b>0.10%</b>	<b>0.02%</b>
HUDSON CF	Female	0	0.00%	0.00%	0.00%
	Male	1,035	100.00%	98.48%	21.34%
	<b>Total</b>	<b>1,035</b>	<b>100.00%</b>	<b>98.48%</b>	<b>21.34%</b>
Total Out-of-State	Female	2	0.19%	0.19%	0.04%
	Male	1,049	99.81%	99.81%	21.62%
	<b>Total</b>	<b>1,051</b>	<b>100.00%</b>	<b>100.00%</b>	<b>21.67%</b>

**Total All Institutions**

	Sex	Count	Percent
Total All Institutions	Female	564	11.63%
	Male	4,287	88.37%
	<b>Total</b>	<b>4,851</b>	<b>100.00%</b>



**Counts and Percentages of Offenders in Institutions by Race/Ethnicity :  
December 31, 2012**

Race/Ethnicity	Female Count	Percent Females	Male Count	Percent Males	Total Count	Percent Total
ALASKA NATIVE	202	35.82%	1,593	37.16%	1,795	37.00%
ASIAN/PACIFIC ISLAND	17	3.01%	141	3.29%	158	3.26%
BLACK	37	6.56%	442	10.31%	479	9.87%
CAUCASIAN	292	51.77%	1,948	45.44%	2,240	46.18%
HISPANIC/LATINO	11	1.95%	132	3.08%	143	2.95%
OTHER	1	0.18%	9	0.21%	10	0.21%
UNKNOWN	4	0.71%	22	0.51%	26	0.54%
<b>TOTAL</b>	<b>564</b>	<b>100.00%</b>	<b>4,287</b>	<b>100.00%</b>	<b>4,851</b>	<b>100.00%</b>

**Counts and Percentages of Offenders in Institutions by Age Group:  
December 31, 2012**

Age Group	Females	Percent of Female Population	Percent of Females to All Offenders	Males	Percent of the Male Population	Percent of Males to All Offenders	Total	Percent of Total Population
19 and under	15	2.66%	0.31%	72	1.68%	1.48%	87	1.79%
20-24	89	15.78%	1.83%	584	13.62%	12.04%	673	13.87%
25-29	130	23.05%	2.68%	824	19.22%	16.99%	954	19.67%
30-34	93	16.49%	1.92%	698	16.28%	14.39%	791	16.31%
35-39	68	12.06%	1.40%	458	10.68%	9.44%	526	10.84%
40-44	59	10.46%	1.22%	426	9.94%	8.78%	485	10.00%
45-49	48	8.51%	0.99%	439	10.24%	9.05%	487	10.04%
50-54	46	8.16%	0.95%	372	8.68%	7.67%	418	8.62%
55-59	7	1.24%	0.14%	218	5.09%	4.49%	225	4.64%
60-64	4	0.71%	0.08%	107	2.50%	2.21%	111	2.29%
65 and over	5	0.89%	0.10%	89	2.08%	1.83%	94	1.94%
<b>Total</b>	<b>564</b>	<b>100.00%</b>	<b>11.63%</b>	<b>4,287</b>	<b>100.00%</b>	<b>88.37%</b>	<b>4,851</b>	<b>100.00%</b>

**Counts and Percentages of Offenders in Institutions by Length of Time From Admission:  
December 31, 2012**

Months In	Females	Percent of All Females	Males	Percent of All Males	Total	Percent of Total Population
6 months or less	426	75.53%	2,223	51.85%	2,649	54.61%
7 months - 12 months	45	7.98%	517	12.06%	562	11.59%
13 months - 24 months	42	7.45%	499	11.64%	541	11.15%
25 months - 36 months	15	2.66%	191	4.46%	206	4.25%
37 months or more	36	6.38%	857	19.99%	893	18.41%
<b>Total</b>	<b>564</b>	<b>100.00%</b>	<b>4,287</b>	<b>100.00%</b>	<b>4,851</b>	<b>100.00%</b>



Counts of Offenses for Offenders in Institutions by Class, Description, and Offender Sex:  
December 31, 2012

Offense Class	Offense Description	Female	Male	Total
ALCOHOL	DRIVING WHILE INTOXICATED	33	118	151
	DRUNK PERSON ON LICENSED PREMISES	1	0	1
	DWI - INFLUENCE OF LIQUOR OR DRUGS	0	1	1
	FELONY DWI - 2+ PRIORS W/IN 5 YRS	22	176	198
	FURNISH ALCOHOL TO MINOR	0	9	9
	IMPORTATION OF ALCOHOL	1	4	5
	MANUFACTURE, SELL, OFFER FOR SALE	0	1	1
	MINOR CONSUMING/POSSESSING ALCOHOL	2	5	7
	REFUSE TO SUBMIT TO CHEMICAL TEST	1	3	4
	SELL ALCOHOL W/O LICENSE - DRY AREA	0	2	2
	<b>TOTAL</b>	<b>60</b>	<b>319</b>	<b>379</b>
DRUGS	ATTEMPTED MISCONDUCT-CNTRLD SUBSTANCE 2	11	21	32
	ATTEMPTED MISCONDUCT-CNTRLD SUBSTANCE 3	2	4	6
	ATTEMPTED MISCONDUCT-CNTRLD SUBSTANCE 4	0	9	9
	MISCONDUCT-CNTRLD SUBSTANCE 1	1	3	4
	MISCONDUCT-CNTRLD SUBSTANCE 2	21	73	94
	MISCONDUCT-CNTRLD SUBSTANCE 3	18	70	88
	MISCONDUCT-CNTRLD SUBSTANCE 4	46	111	157
	MISCONDUCT-CNTRLD SUBSTANCE 5	0	3	3
	MISCONDUCT-CNTRLD SUBSTANCE 6	0	7	7
	POSSESS IMITATION CONTR SUBST	0	1	1
	<b>TOTAL</b>	<b>99</b>	<b>302</b>	<b>401</b>
PAROLE/PROBATION	PAROLE VIOLATION	5	166	171
	PROBATION VIOLATION	42	484	526
	<b>TOTAL</b>	<b>47</b>	<b>650</b>	<b>697</b>
PERSON	ASSAULT	8	30	38
	ASSAULT 1	7	69	76
	ASSAULT 2	6	85	91
	ASSAULT 3	15	176	191
	ASSAULT 4	30	196	226
	ATTEMPTED ASSAULT 1	0	5	5
	ATTEMPTED ASSAULT 2	0	2	2
	ATTEMPTED COERCION	0	1	1
	ATTEMPTED EXTORTION	0	1	1
	ATTEMPTED KIDNAPPING	0	1	1
	ATTEMPTED MURDER 1	1	49	50
	ATTEMPTED ROBBERY I	0	2	2
	CHILD ABUSE	1	1	2
	COERCION	0	11	11
	CONSPIRACY TO MURDER 1	0	1	1
	CONTRIBUTING TO DELINQUENCY OF MINOR	0	1	1
	CRIMINALLY NEGLIGENT HOMICIDE	3	4	7
	CUSTODIAL INTERFERENCE 1- LEAVE STATE	1	0	1
	DV ASSAULT	4	9	13
	ENDANGER VULNERABLE ADULT 1	0	1	1
	ENDANGER WELFARE MINOR 1-LV W SEX OFNDR	1	0	1
	ENDANGERING WELFARE OF MINOR	0	1	1
	KIDNAPPING	3	32	35
	MANSLAUGHTER	4	25	29
	MURDER 1	10	179	189
	MURDER 2	22	168	190
	RECKLESS ENDANGERMENT	1	4	5
	ROBBERY 1	4	83	87

(cont'd next page)

Counts of Offenses for Offenders in Institutions by Class, Description, and Offender Sex:  
December 31, 2012 (cont'd)

Offense Class	Offense Description	Female	Male	Total
PERSON (cont'd)	ROBBERY 2	6	37	43
	SOLICITATION MURDER I	0	1	1
	STALKING 1	0	3	3
	<b>TOTAL</b>	<b>127</b>	<b>1178</b>	<b>1305</b>
PROPERTY	ARSON 1	2	9	11
	ARSON 2	0	2	2
	ARSON 3	0	2	2
	ATTEMPTED ARSON 1	0	2	2
	ATTEMPTED BURGLARY 1	0	1	1
	ATTEMPTED BURGLARY 2	0	5	5
	ATTEMPTED FORGERY 2	0	1	1
	ATTEMPTED FRAUD USE CREDIT CARD	0	1	1
	ATTEMPTED THEFT 2	0	2	2
	ATTEMPTED THEFT I	0	1	1
	BURGLARY 1	5	69	74
	BURGLARY 2	0	38	38
	CONCEAL MERCH - <\$50	0	2	2
	CONCEAL MERCH- VALUE \$50-\$499	0	1	1
	CONCEALMENT OF MERCHANDISE-GEN	0	1	1
	CRIM TRESPASS -DWELLING	0	1	1
	CRIMINAL IMPERSONATION 2	0	1	1
	CRIMINAL MISCHIEF 2	0	1	1
	CRIMINAL MISCHIEF 3	1	23	24
	CRIMINAL MISCHIEF 4	1	16	17
	CRIMINAL MISCHIEF 5	3	7	10
	CRIMINAL TRESPASS	0	1	1
	CRIMINAL TRESPASS 1	2	12	14
	CRIMINAL TRESPASS 2	5	14	19
	CRIMINALLY NEGLIGENT BURNING 2	0	1	1
	FORGERY 1	0	3	3
	FORGERY 2	5	9	14
	FRAUD USE OF ACCESS DEVICE	4	5	9
	ISSUING BAD CHECK	2	2	4
	LARCENY	0	4	4
	MALICIOUS DESTRUCTION OF PROPERTY	2	2	4
	SCHEME TO DEFRAUD	1	4	5
	SOLICITATION CRIM MISCHIEF 5	0	1	1
	SOLICITATION FORGERY I	0	1	1
	TAMPERING WITH VEHICLE	0	1	1
	THEFT	0	2	2
	THEFT 1	2	3	5
	THEFT 2	55	122	177
	THEFT 3	11	40	51
	THEFT 4	2	15	17
	THEFT BY SHOPLIFTING	3	13	16
	THEFT OF SERVICES <\$50	1	0	1
	TRESPASS	2	10	12
	VEHICLE TAMPERING	0	2	2
	VEHICLE THEFT 1	9	50	59
	VEHICLE THEFT 2	0	2	2
	<b>TOTAL</b>	<b>118</b>	<b>505</b>	<b>623</b>

(cont'd next page)

## Counts of Offenses for Offenders in Institutions by Class, Description, and Offender Sex:

December 31, 2012 (cont'd)

Offense Class	Offense Description	Female	Male	Total
PUBLIC ORDER/ ADMINISTRATION	ANIMAL CRUELTY	1	2	3
	ATTEMPT	0	2	2
	ATTEMPTED ESCAPE 2	1	3	4
	ATTEMPTED TAMPERING W/PHYSICAL EVIDENCE	1	1	2
	CONTEMPT OF COURT	0	16	16
	DISORDERLY CONDUCT	8	40	48
	ELUDING	1	2	3
	ESCAPE 1	0	2	2
	ESCAPE 2	6	39	45
	ESCAPE 3	0	4	4
	ESCAPE 4	0	8	8
	ESCAPE/ATTEMPT TO ESCAPE-FROM CUSTODY	0	1	1
	FAILURE TO APPEAR	6	20	26
	FAILURE TO COMPLY	0	3	3
	FAILURE TO REGISTER AS SEX OFFENDER 1	0	18	18
	FAILURE TO REGISTER AS SEX OFFENDER 2	1	22	23
	FALSE INFORMATION	4	4	8
	FEDERAL OFFENSE	8	52	60
	FORGE/ALTER REGISTRATION/TITLE/PLATES	1	0	1
	FUGITIVE FROM JUSTICE	0	2	2
	HARASSMENT	2	15	17
	HARASSMENT 1	0	10	10
	HINDERING PROSECUTION 1	3	1	4
	INSURANCE OR OTHER SECURITY REQUIRED	1	4	5
	INTERFERE W/ REPORT OF DV CRIME	1	6	7
	INTERFERENCE W/ OFFICIAL PROCEEDINGS	0	1	1
	LEAVING SCENE OF ACCIDENT	1	9	10
	MAKING A FALSE REPORT	4	9	13
	MISCONDUCT WITH CORPSE	0	1	1
	PERJURY	1	8	9
	PROMOTING CONTRABAND 1	1	6	7
	PROMOTING CONTRABAND 2	1	4	5
	PROTECTIVE ORDER FOR STALKING AND SEXUAL ASSAULT	1	0	1
	RESIST/INTERFERE WITH ARREST	2	6	8
	RESIST/INTERFERE WITH OFFICER	2	5	7
	TAMPERING W/ PHYSICAL EVIDENCE	5	9	14
	TAMPERING W/ WITNESS	1	4	5
	TERRORISTIC THREATENING	0	4	4
	UNLAWFUL CONTACT 1	0	7	7
	UNLAWFUL EVASION 1	1	12	13
	UNLAWFUL EVASION 2	0	2	2
	VIOLATE CONDITIONS OF RELEASE	3	7	10
	VIOLATE DV RESTRAINING ORDER	2	9	11
	VIOLATE PROTECTIVE ORDER	1	15	16
	VIOLATE STALKING OR SEX ASSLT PROTEC ORD	0	1	1
	VIOLATION OF CONDITION OF RELEASE	5	17	22
	<b>TOTAL</b>	<b>76</b>	<b>413</b>	<b>489</b>
SEX OFFENSE (NON-REGISTERABLE)	ATTEMPTED PROMOTION PROST 2	0	1	1
	OPEN LEWDNESS - ANY LEWD ACT	0	1	1
	PRACTICING PROSTITUTION	1	0	1
	<b>TOTAL</b>	<b>1</b>	<b>2</b>	<b>3</b>

(cont'd next page)

Counts of Offenses for Offenders in Institutions by Class, Description, and Offender Sex:  
December 31, 2012 (cont'd)

Offense Class	Offense Description	Female	Male	Total
SEX OFFENSE (REGISTERABLE)	ATTEMPTED INDECENT EXPOSURE	0	1	1
	ATTEMPTED SEX ABUSE 1	0	21	21
	ATTEMPTED SEX ABUSE MINOR 2	0	34	34
	ATTEMPTED SEX ABUSE MINOR 3	0	3	3
	ATTEMPTED SEX ASSAULT 1	0	11	11
	ATTEMPTED SEX ASSAULT 2	0	18	18
	ATTEMPTED SEX ASSAULT 3	0	2	2
	ATTEMPTED SEX SEX ABUSE MINOR 2	0	1	1
	DISTRIBUTE CHILD PORNOGRAPHY	0	10	10
	EXPLOITATION OF A MINOR	0	2	2
	INCEST	0	4	4
	INDECENT EXPOSURE 1	0	1	1
	INDECENT EXPOSURE 2	0	5	5
	ONLINE ENTICEMENT OF A MINOR BY SEX OFFENDER	0	1	1
	POSSESS CHILD PORNOGRAPHY	0	30	30
	SEX ABUSE MINOR 1	2	139	141
	SEX ABUSE MINOR 2	3	164	167
	SEX ABUSE MINOR 3	0	12	12
	SEX ABUSE MINOR 4	0	1	1
	SEX ASSAULT 1	3	146	149
	SEX ASSAULT 2	0	89	89
	SEX ASSAULT 3	0	21	21
	<b>TOTAL</b>	<b>8</b>	<b>716</b>	<b>724</b>
TRANSPORTATION (TRAFFIC-RELATED VIOLATIONS)	DRIVE W/ LICENSE CANC/SUSP/REVOKED/LIM	17	93	110
	FAIL TO CARRY PROOF OF AUTO INSURANCE	0	1	1
	FAIL TO STOP AT DIRECTION OF OFFICER 1	8	34	42
	FAIL TO STOP AT DIRECTION OF OFFICER 2	1	8	9
	FALSE INSURANCE INFORMATION	1	0	1
	LEAVE SCENE OF ACCIDENT	1	2	3
	<b>TOTAL</b>	<b>28</b>	<b>138</b>	<b>166</b>
WEAPONS	CONCEALED WEAPON	0	1	1
	MISCONDUCT INVOLVING WPNS	0	1	1
	MISCONDUCT INVOLVING WPNS 1	0	4	4
	MISCONDUCT INVOLVING WPNS 2	0	14	14
	MISCONDUCT INVOLVING WPNS 3	0	33	33
	MISCONDUCT INVOLVING WPNS 4	0	11	11
	<b>TOTAL</b>	<b>0</b>	<b>64</b>	<b>64</b>

Counts and Percentages of Offenders in Institutions by Offense Class, Race, and Offender Sex:  
December 31, 2012

Offense Class	Race/Ethnicity	Female	Female Percent	Male	Male Percent	Total	Total Percent
ALCOHOL	ALASKA NATIVE	24	40.00%	117	36.68%	141	37.20%
	ASIAN/PACIFIC ISLAND	1	1.67%	8	2.51%	9	2.38%
	BLACK	5	8.33%	18	5.64%	23	6.07%
	CAUCASIAN	29	48.33%	164	51.41%	193	50.92%
	HISPANIC/LATINO	1	1.67%	8	2.51%	9	2.38%
	OTHER/UNKNOWN	0	0.00%	2	0.63%	2	0.53%
	UNKNOWN	0	0.00%	2	0.63%	2	0.53%
	<b>TOTAL</b>	<b>60</b>	<b>100.00%</b>	<b>319</b>	<b>100.00%</b>	<b>379</b>	<b>100.00%</b>
DRUGS	ALASKA NATIVE	21	21.21%	36	11.92%	57	14.21%
	ASIAN/PACIFIC ISLAND	2	2.02%	10	3.31%	12	2.99%
	BLACK	4	4.04%	45	14.90%	49	12.22%
	CAUCASIAN	70	70.71%	195	64.57%	265	66.09%
	HISPANIC/LATINO	0	0.00%	15	4.97%	15	3.74%
	UNKNOWN	2	2.02%	1	0.33%	3	0.75%
	<b>TOTAL</b>	<b>99</b>	<b>100.00%</b>	<b>302</b>	<b>100.00%</b>	<b>401</b>	<b>100.00%</b>
PAROLE/PROBATION	ALASKA NATIVE	19	40.43%	291	44.77%	310	44.48%
	ASIAN/PACIFIC ISLAND	1	2.13%	19	2.92%	20	2.87%
	BLACK	3	6.38%	59	9.08%	62	8.90%
	CAUCASIAN	24	51.06%	270	41.54%	294	42.18%
	HISPANIC/LATINO	0	0.00%	10	1.54%	10	1.44%
	UNKNOWN	0	0.00%	1	0.15%	1	0.14%
	<b>TOTAL</b>	<b>47</b>	<b>100.00%</b>	<b>650</b>	<b>100.00%</b>	<b>697</b>	<b>100.00%</b>
PERSON	ALASKA NATIVE	63	49.61%	454	38.54%	517	39.62%
	ASIAN/PACIFIC ISLAND	5	3.94%	49	4.16%	54	4.14%
	BLACK	4	3.15%	156	13.24%	160	12.26%
	CAUCASIAN	51	40.16%	471	39.98%	522	40.00%
	HISPANIC/LATINO	2	1.58%	41	3.48%	43	3.30%
	OTHER/UNKNOWN	1	0.79%	4	0.34%	5	0.38%
	UNKNOWN	1	0.79%	3	0.26%	4	0.31%
	<b>TOTAL</b>	<b>127</b>	<b>100.00%</b>	<b>1178</b>	<b>100.00%</b>	<b>1305</b>	<b>100.00%</b>
PROPERTY	ALASKA NATIVE	33	27.97%	170	33.66%	203	32.58%
	ASIAN/PACIFIC ISLAND	3	2.54%	19	3.76%	22	3.53%
	BLACK	8	6.78%	33	6.54%	41	6.58%
	CAUCASIAN	69	58.48%	269	53.27%	338	54.25%
	HISPANIC/LATINO	4	3.39%	12	2.38%	16	2.57%
	OTHER/UNKNOWN	0	0.00%	2	0.40%	2	0.32%
	UNKNOWN	1	0.85%	0	0.00%	1	0.16%
	<b>TOTAL</b>	<b>118</b>	<b>100.00%</b>	<b>505</b>	<b>100.00%</b>	<b>623</b>	<b>100.00%</b>
PUBLIC ORDER/ ADMINISTRATION	ALASKA NATIVE	32	42.11%	155	37.53%	187	38.24%
	ASIAN/PACIFIC ISLAND	4	5.26%	15	3.63%	19	3.89%
	BLACK	8	10.53%	54	13.08%	62	12.68%
	CAUCASIAN	28	36.84%	165	39.95%	193	39.47%
	HISPANIC/LATINO	4	5.26%	19	4.60%	23	4.70%
	OTHER/UNKNOWN	0	0.00%	1	0.24%	1	0.20%
	UNKNOWN	0	0.00%	4	0.97%	4	0.82%
	<b>TOTAL</b>	<b>76</b>	<b>100.00%</b>	<b>413</b>	<b>100.00%</b>	<b>489</b>	<b>100.00%</b>
SEX OFFENSE (NON-REGISTERABLE)	ALASKA NATIVE	0	0.00%	1	50.00%	1	33.33%
	BLACK	0	0.00%	1	50.00%	1	33.33%
	CAUCASIAN	1	100.00%	0	0.00%	1	33.33%
	<b>TOTAL</b>	<b>1</b>	<b>100.00%</b>	<b>2</b>	<b>100.00%</b>	<b>3</b>	<b>100.00%</b>

(cont'd next page)

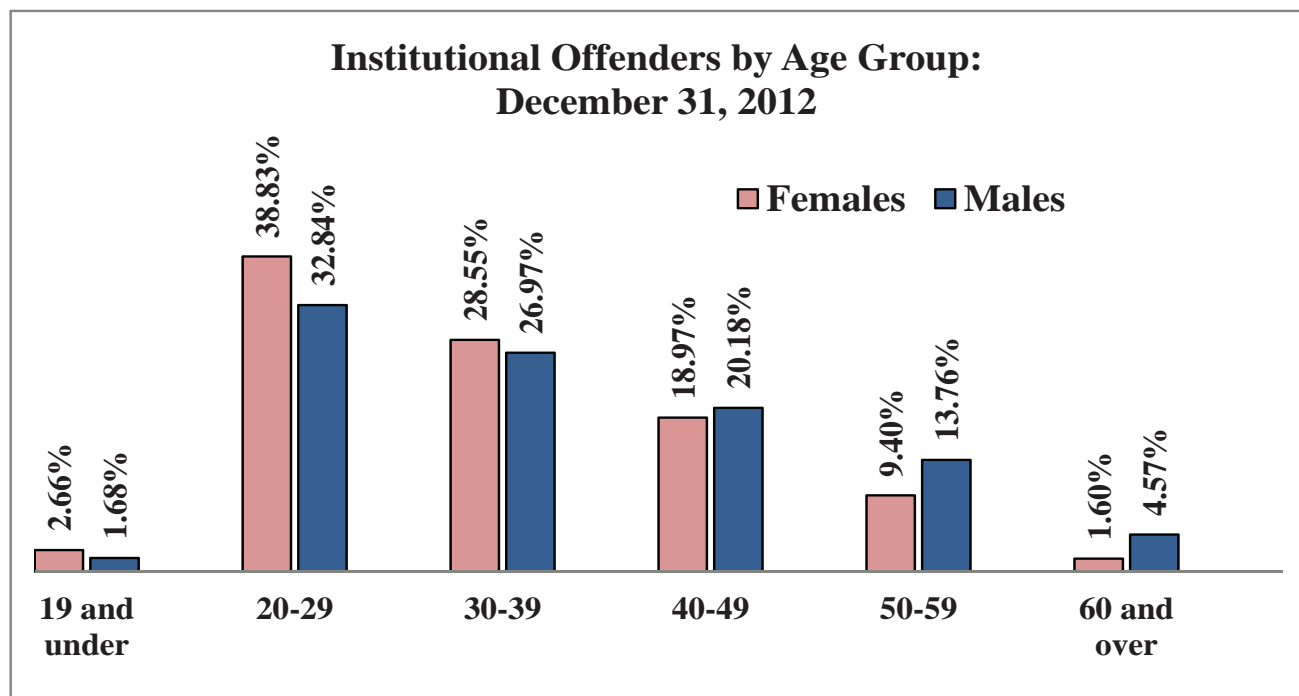
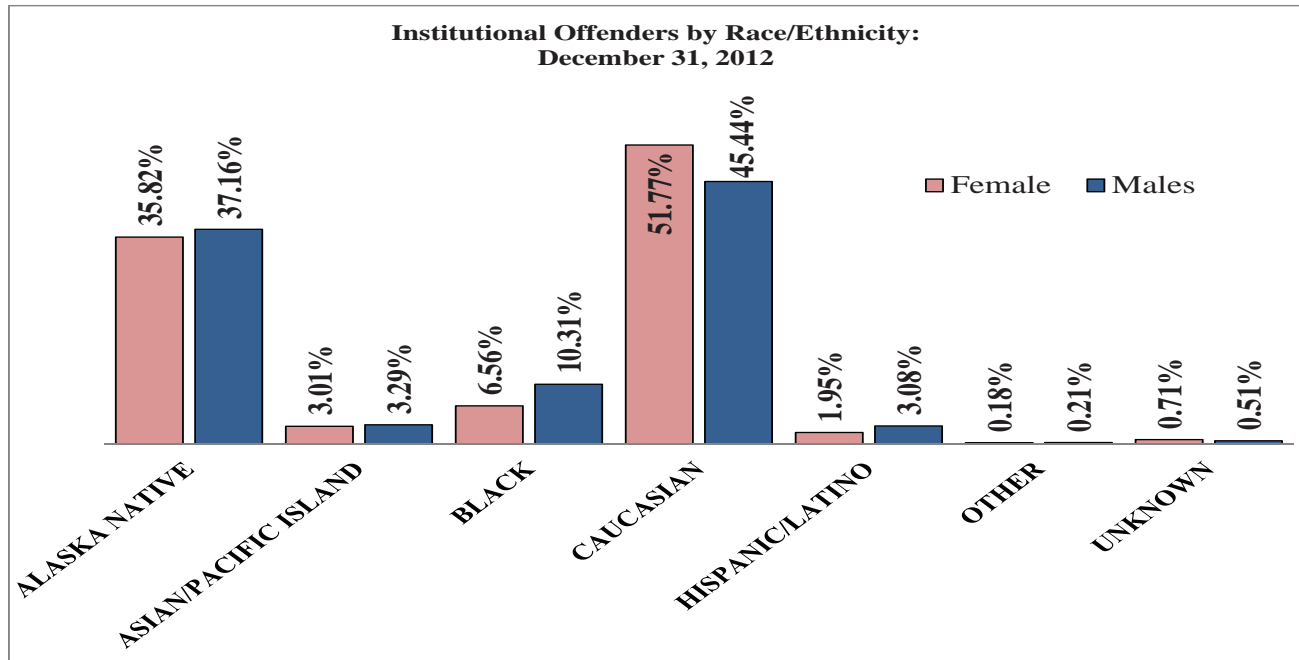
**Counts and Percentages of Offenders in Institutions by Offense Class, Race, and Offender Sex:  
December 31, 2012 (cont'd)**

Offense Class	Race/Ethnicity	Female	Female Percent	Male	Male Percent	Total	Total Percent
SEX OFFENSE (REGISTERABLE)	ALASKA NATIVE	3	37.50%	329	45.95%	332	45.86%
	ASIAN/PACIFIC ISLAND	1	12.50%	16	2.24%	17	2.35%
	BLACK	2	25.00%	49	6.84%	51	7.04%
	CAUCASIAN	2	25.00%	294	41.06%	296	40.88%
	HISPANIC/LATINO	0	0.00%	20	2.79%	20	2.76%
	UNKNOWN	0	0.00%	8	1.12%	8	1.11%
	<b>TOTAL</b>	<b>8</b>	<b>100.00%</b>	<b>716</b>	<b>100.00%</b>	<b>724</b>	<b>100.00%</b>
TRANSPORTATION (TRAFFIC-RELATED VIOLATIONS)	ALASKA NATIVE	7	25.00%	26	18.84%	33	19.88%
	ASIAN/PACIFIC ISLAND	0	0.00%	3	2.17%	3	1.81%
	BLACK	3	10.71%	15	10.87%	18	10.84%
	CAUCASIAN	18	64.29%	88	63.77%	106	63.86%
	HISPANIC/LATINO	0	0.00%	4	2.90%	4	2.41%
	UNKNOWN	0	0.00%	2	1.45%	2	1.21%
	<b>TOTAL</b>	<b>28</b>	<b>100.00%</b>	<b>138</b>	<b>100.00%</b>	<b>166</b>	<b>100.00%</b>
WEAPONS	ALASKA NATIVE	0	0.00%	14	21.88%	14	21.88%
	ASIAN/PACIFIC ISLAND	0	0.00%	2	3.13%	2	3.13%
	BLACK	0	0.00%	12	18.75%	12	18.75%
	CAUCASIAN	0	0.00%	32	50.00%	32	50.00%
	HISPANIC/LATINO	0	0.00%	3	4.69%	3	4.69%
	UNKNOWN	0	0.00%	1	1.56%	1	1.56%
	<b>TOTAL</b>	<b>0</b>	<b>0.00%</b>	<b>64</b>	<b>100.00%</b>	<b>64</b>	<b>100.00%</b>

	Female	Female Percent	Male	Male Percent	Total	Total Percent
<b>TOTAL ALL</b>	<b>564</b>	<b>11.63%</b>	<b>4,287</b>	<b>88.37%</b>	<b>4,851</b>	<b>100.00%</b>

**Counts and Percentages of Offenders in Institutions by Level of Offense:  
December 31, 2012**

Offense Level	Female	Percent of Females to Female Population	Percent of Females to Total Population	Male	Percent of Males to Male Population	Percent of Males to Total Population	Total	Percent of Total Population
Felony	379	67.20%	7.81%	3,334	77.77%	68.73%	3,713	76.54%
Misdemeanor	179	31.74%	3.69%	941	21.95%	19.40%	1,120	23.09%
Violation	6	1.06%	0.12%	12	0.28%	0.25%	18	0.37%
<b>Total</b>	<b>564</b>	<b>100.00%</b>	<b>11.63%</b>	<b>4,287</b>	<b>100.00%</b>	<b>88.37%</b>	<b>4,851</b>	<b>100.00%</b>





## Community Residential Centers (CRC's)

### CRC Facility Address List

CRC	Address	City	Zip	Phone
Akeela House*	2804 Bering St.	Anchorage	99503	561-1200
Chanlyut**	4113 Mountain View Dr.	Anchorage	99508	441-0181
Clitheroe Center*	PO Box 190567	Anchorage	99519	276-2898
Cordova Center	130 Cordova St.	Anchorage	99501	274-1022
Glacier Manor	5597 Aisek	Juneau	99801	780-4515
Glennwood Center	835 D St.	Anchorage	99501	277-4501
Midtown Center	2508 Margies Place	Anchorage	99503	222-6502
Northstar Center	PO Box 80670	Fairbanks	99708	474-4955
Parkview Center	831 B St.	Anchorage	99501	282-1641
Seaside Center	PO Box 2129	Nome	99762	443-6390
Tundra Center	PO Box 485	Bethel	99559	543-3414

\*Residential Treatment Center

\*\*Reentry Center

#### Notes:

Includes information about all offenders incarcerated in CRC's and treatment centers as well as those under electronic monitoring and those who are monitored by CRC's offsite who are entered into the ACOMS database.

Consists of a snapshot of offenders incarcerated and entered into the ACOMS database on or before December 31, 2012.

Alaska Native race category includes a small number of Native Americans not indigenous to Alaska.

Information about offenses is the most serious charge only.

Offense classes are semi-arbitrary.

**Counts and Percents of Offenders in Community Residential Centers by Location and  
Offender Sex:  
December 31, 2012**

CRC's	Sex	Count	Percent of CRC	Percent of All CRC's	Percent of Total Offsite Population
AKEELA HOUSE	Female	3	50.00%	0.40%	0.27%
	Male	3	50.00%	0.40%	0.27%
	<b>Total</b>	<b>6</b>	<b>100.00%</b>	<b>0.79%</b>	<b>0.54%</b>
CHANLYUT	Female	0	0.00%	0.00%	0.00%
	Male	0	0.00%	0.00%	0.00%
	<b>Total</b>	<b>0</b>	<b>0.00%</b>	<b>0.00%</b>	<b>0.00%</b>
CLITHEROE	Female	3	50.00%	0.40%	0.27%
	Male	3	50.00%	0.40%	0.27%
	<b>Total</b>	<b>6</b>	<b>100.00%</b>	<b>0.79%</b>	<b>0.54%</b>
CORDOVA CTR	Female	1	0.44%	0.13%	0.09%
	Male	226	99.56%	29.82%	20.47%
	<b>Total</b>	<b>227</b>	<b>100.00%</b>	<b>29.95%</b>	<b>20.56%</b>
GLACIER MANOR	Female	5	8.47%	0.66%	0.45%
	Male	54	91.53%	7.12%	4.89%
	<b>Total</b>	<b>59</b>	<b>100.00%</b>	<b>7.78%</b>	<b>5.34%</b>
GLENWOOD CTR	Female	25	31.65%	3.30%	2.26%
	Male	54	68.35%	7.12%	4.89%
	<b>Total</b>	<b>79</b>	<b>100.00%</b>	<b>10.42%</b>	<b>7.16%</b>
MIDTOWN CTR	Female	35	97.22%	4.62%	3.17%
	Male	1	2.78%	0.13%	0.09%
	<b>Total</b>	<b>36</b>	<b>100.00%</b>	<b>4.75%</b>	<b>3.26%</b>
NORTH STAR CTR	Female	14	11.57%	1.85%	1.27%
	Male	107	88.43%	14.12%	9.69%
	<b>Total</b>	<b>121</b>	<b>100.00%</b>	<b>15.96%</b>	<b>10.96%</b>
PARKVIEW	Female	0	0.00%	0.00%	0.00%
	Male	111	100.00%	14.64%	10.05%
	<b>Total</b>	<b>111</b>	<b>100.00%</b>	<b>14.64%</b>	<b>10.05%</b>
SEASIDE	Female	5	12.20%	0.66%	0.45%
	Male	36	87.80%	4.75%	3.26%
	<b>Total</b>	<b>41</b>	<b>100.00%</b>	<b>5.41%</b>	<b>3.71%</b>
TUNDRA CTR	Female	11	15.28%	1.45%	1.00%
	Male	61	84.72%	8.05%	5.53%
	<b>Total</b>	<b>72</b>	<b>100.00%</b>	<b>9.50%</b>	<b>6.52%</b>
TOTAL	Female	102	13.46%	13.46%	9.24%
	Male	656	86.54%	86.54%	59.42%
	<b>Total</b>	<b>758</b>	<b>100.00%</b>	<b>100.00%</b>	<b>68.66%</b>

(cont'd next page)

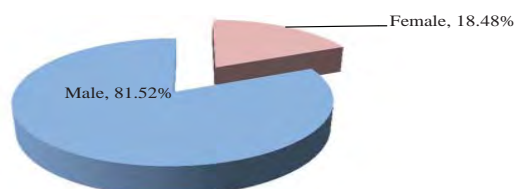
**Counts and Percents of Offenders in Special Offsite Programs by Location and  
Offender Sex:  
December 31, 2012 (cont'd)**

Special Offsite Programs (Electronic Monitoring)	Sex	Count	Percent of Special Offsite Programs	Percent of All Special Offsite Programs	Percent of All Offsite Programs Population
ANCHORAGE EM	Female	69	34.16%	19.94%	6.25%
	Male	133	65.84%	38.44%	12.05%
	<b>Total</b>	<b>202</b>	<b>100.00%</b>	<b>58.38%</b>	<b>18.30%</b>
FAIRBANKS EM	Female	7	14.89%	2.02%	0.63%
	Male	40	85.11%	11.56%	3.62%
	<b>Total</b>	<b>47</b>	<b>100.00%</b>	<b>13.58%</b>	<b>4.26%</b>
JUNEAU EM	Female	6	20.69%	1.73%	0.54%
	Male	23	79.31%	6.65%	2.08%
	<b>Total</b>	<b>29</b>	<b>100.00%</b>	<b>8.38%</b>	<b>2.63%</b>
KENAI EM	Female	1	20.00%	0.29%	0.09%
	Male	4	80.00%	1.16%	0.36%
	<b>Total</b>	<b>5</b>	<b>100.00%</b>	<b>1.45%</b>	<b>0.45%</b>
KETCHIKAN EM	Female	2	66.67%	0.58%	0.18%
	Male	1	33.33%	0.29%	0.09%
	<b>Total</b>	<b>3</b>	<b>100.00%</b>	<b>0.87%</b>	<b>0.27%</b>
PALMER EM	Female	17	28.81%	4.91%	1.54%
	Male	42	71.19%	12.14%	3.80%
	<b>Total</b>	<b>59</b>	<b>100.00%</b>	<b>17.05%</b>	<b>5.34%</b>
SITKA EM	Female	0	0.00%	0.00%	0.00%
	Male	1	100.00%	0.29%	0.09%
	<b>Total</b>	<b>1</b>	<b>100.00%</b>	<b>0.29%</b>	<b>0.09%</b>
TOTAL	Female	102	29.48%	29.48%	9.24%
	Male	244	70.52%	70.52%	22.10%
	<b>Total</b>	<b>346</b>	<b>100.00%</b>	<b>100.00%</b>	<b>31.34%</b>

**Counts and Percents of Offenders in Community Residential Centers and Special  
Offsite Programs by Location and Offender Sex:  
December 31, 2012**

	Female CRC and Offsite Population	Percent Female CRC and Offsite	Male CRC and Offsite Population	Percent Male CRC and Offsite	Total CRC and Offsite Population
<b>TOTAL ALL</b>	<b>204</b>	<b>18.48%</b>	<b>900</b>	<b>81.52%</b>	<b>1,104</b>

**CRC and Offsite Offenders by Sex  
December 31, 2012**



**Counts and Percents of Offenders in Community Residential Centers by Race/Ethnicity  
and Offender Sex:  
December 31, 2012**

Race/Ethnicity	Female	Female Percent	Male	Male Percent	Total	Total Percent
ALASKA NATIVE	64	31.37%	287	31.89%	351	31.79%
ASIAN/PACIFIC ISLAND	7	3.43%	28	3.11%	35	3.17%
BLACK	17	8.33%	73	8.11%	90	8.15%
CAUCASIAN	103	50.49%	480	53.33%	583	52.81%
HISPANIC/LATINO	8	3.92%	26	2.89%	34	3.08%
OTHER	0	0.00%	1	0.11%	1	0.09%
UNKNOWN	5	2.45%	5	0.56%	10	0.91%
<b>TOTAL</b>	<b>204</b>	<b>100.00%</b>	<b>900</b>	<b>100.00%</b>	<b>1,104</b>	<b>100.00%</b>

**Count and Percent of Offenders in Community Residential Centers by Age Group and  
Offender Sex: December 31, 2012**

Age Group	Female	Female Percent	Male	Male Percent	Total	Total Percent
19 and under	2	0.98%	12	1.33%	14	1.27%
20-24	25	12.32%	120	13.33%	145	13.13%
25-29	41	14.49%	156	17.33%	197	17.84%
30-34	44	17.39%	156	17.33%	200	18.12%
35-39	19	16.67%	123	13.67%	142	12.86%
40-44	19	13.77%	101	11.22%	120	10.87%
45-49	28	12.32%	105	11.67%	133	12.05%
50-54	13	5.80%	77	8.56%	90	8.15%
55-59	8	2.90%	33	3.67%	41	3.71%
60-64	4	0.72%	10	1.11%	14	1.27%
65 and over	1	0.72%	7	0.78%	8	0.72%
<b>TOTAL</b>	<b>204</b>	<b>100.00%</b>	<b>900</b>	<b>100.00%</b>	<b>1,104</b>	<b>100.00%</b>

**Counts and Percents of Offenders in Community Residential Centers by Length of  
Stay From Admission and Offender Sex:  
December 31, 2012**

Months In	Female	Percent of Female CRC Population	Male	Percent of Male CRC Population	Total	Total Percent
1 month or less	69	33.82%	390	43.33%	459	41.58%
2 months - 6 months	45	22.06%	227	25.22%	272	24.64%
7 months - 12 months	33	16.18%	109	12.11%	142	12.86%
13 months - 24 months	34	16.67%	109	12.11%	143	12.95%
25 months - 36 months	10	4.90%	30	3.33%	40	3.62%
37 months or more	13	6.37%	35	3.89%	48	4.35%
<b>TOTAL</b>	<b>204</b>	<b>100.00%</b>	<b>900</b>	<b>100.00%</b>	<b>1,104</b>	<b>100.00%</b>

**Counts of Offenders in Community Residential Centers by Offense Classification and  
Offender Sex:  
Decemeber 31, 2012**

Offense Classification	Offense Description	Female	Male	Total
ALCOHOL	DRIVING WHILE INTOXICATED	31	79	110
	DRUNK PERSON ON LICENSED PREMISES	0	1	1
	FELONY DWI - 2+ PRIORS W/IN 5 YRS	26	89	115
	FURNISH ALCOHOL TO MINOR	0	1	1
	IMPORTATION OF ALCOHOL	2	2	4
	MINOR CONSUMING/POSSESSING ALCOHOL	1	1	2
	REFUSE TO SUBMIT TO CHEMICAL TEST	0	2	2
	<b>TOTAL</b>	<b>60</b>	<b>175</b>	<b>235</b>
DRUGS	ATTEMPTED MISCONDUCT-CNTRLD SUBSTANCE 2	3	10	13
	ATTEMPTED MISCONDUCT-CNTRLD SUBSTANCE 4	0	6	6
	CNTRLD SUBS 4-OBTAIN BY MISREP	0	1	1
	MISCONDUCT-CNTRLD SUBSTANCE 2	16	21	37
	MISCONDUCT-CNTRLD SUBSTANCE 3	7	18	25
	MISCONDUCT-CNTRLD SUBSTANCE 4	8	32	40
	MISCONDUCT-CNTRLD SUBSTANCE 5	0	1	1
	<b>TOTAL</b>	<b>34</b>	<b>89</b>	<b>123</b>
PAROLE/PROBATION	PAROLE VIOLATION	3	20	23
	PROBATION VIOLATION	11	139	150
	<b>TOTAL</b>	<b>14</b>	<b>159</b>	<b>173</b>
PERSON	ASSAULT	1	8	9
	ASSAULT 1	0	5	5
	ASSAULT 2	2	9	11
	ASSAULT 3	5	18	23
	ASSAULT 4	10	98	108
	ASSAULT-RECKLESS FORCE OR VIOLENCE	0	1	1
	ATTEMPTED ASSAULT 2	0	1	1
	ATTEMPTED ROBBERY I	1	1	2
	CHILD ABUSE	1	0	1
	CHILD ABUSE - ABANDON, TORTURE, CRUELTY	1	0	1
	CHILD NEGLECT	2	0	2
	COERCION	0	1	1
	CONSPIRACY ROBBERY I	1	0	1
	CRIMINALLY NEGLIGENT HOMICIDE	0	2	2
	DV ASSAULT	1	7	8
	MANSLAUGHTER	1	6	7
	MURDER 2	0	2	2
	RECKLESS ENDANGERMENT	0	3	3
	ROBBERY 1	2	6	8
	ROBBERY 2	0	10	10
	<b>TOTAL</b>	<b>28</b>	<b>178</b>	<b>206</b>
PROPERTY	ATTEMPTED BURGLARY 1	0	3	3
	ATTEMPTED SCHEME TO DEFRAUD	0	1	1
	BURGLARY 1	1	13	14
	BURGLARY 2	0	9	9
	CONCEAL MERCH- VALUE \$50-\$499	0	1	1
	CRIMINAL MISCHIEF 3	1	6	7
	CRIMINAL MISCHIEF 4	0	5	5
	CRIMINAL MISCHIEF 5	1	5	6
	CRIMINAL TRESPASS	0	1	1
	CRIMINAL TRESPASS 1	0	1	1
	CRIMINAL TRESPASS 2	0	4	4
	DESTROY/DISCONNECT COMMUNICATIONS EQP	0	4	4

(cont'd next page)

**Counts of Offenders in Community Residential Centers by Offense Classification and  
Offender Sex:  
Decemeber 31, 2012 (cont'd)**

Offense Classification	Offense Description	Female	Male	Total
PROPERTY (cont'd)	FALSIFY BUSINESS RECS-FALSE ENTRY	1	0	1
	FORGERY 1	1	2	3
	FORGERY 2	2	4	6
	FRAUD USE OF ACCESS DEVICE	3	4	7
	ISSUING BAD CHECK	1	1	2
	LARCENY	1	2	3
	MALICIOUS DESTRUCTION OF PROPERTY	0	3	3
	MISAPPLY PROPERTY- VALUE \$500+	0	1	1
	MISAPPLY PROPERTY- VALUE <\$500	0	1	1
	SCHEME TO DEFRAUD	1	0	1
	THEFT	0	3	3
	THEFT 1	4	1	5
	THEFT 2	19	41	60
	THEFT 3	2	7	9
	THEFT 4	1	0	1
	THEFT BY RECEIVING	0	1	1
	THEFT BY SHOPLIFTING	4	7	11
	TRESPASS	0	5	5
	VEHICLE TAMPERING-CLIMB IN OR ON	0	1	1
	VEHICLE THEFT 1	2	6	8
	<b>TOTAL</b>	<b>45</b>	<b>143</b>	<b>188</b>
PUBLIC ORDER/ ADMINISTRATION	ATT AUTO THEFT - 1ST (OBSCIS)	0	1	1
	ATTEMPTED TAMPERING W/WITNESS 1	0	1	1
	CONTEMPT OF COURT	0	3	3
	CRIMINAL MISCHIEF 3	0	1	1
	DISORDERLY CONDUCT	2	11	13
	ESCAPE 2	0	3	3
	ESCAPE 3	0	1	1
	ESCAPE 4	0	2	2
	FAILURE TO APPEAR	3	18	21
	FAILURE TO COMPLY	0	1	1
	FAILURE TO REGISTER AS SEX OFFENDER 1	0	1	1
	FALSE INFORMATION	1	0	1
	HARASSMENT	1	6	7
	HARASSMENT 1	0	2	2
	HINDERING PROSECUTION 1	0	1	1
	INSURANCE OR OTHER SECURITY REQUIRED	1	1	2
	INTERFERE W/ REPORT OF DV CRIME	0	2	2
	INTERFERENCE W/ OFFICIAL PROCEEDINGS	0	1	1
	LEAVING SCENE OF ACCIDENT	1	1	2
	MAKING A FALSE REPORT	1	1	2
	MEDICAL ASSISTANCE FRAUD	1	0	1
	PAY ALL CHARGES AND TAXES	0	1	1
	PROMOTING CONTRABAND 1	1	0	1
	RESIST/INTERFERE WITH OFFICER	0	4	4
	TAMPERING W/ PHYSICAL EVIDENCE	0	2	2
	TRESPASS - 2ND (OBSCIS)	0	1	1
	UNLAWFUL EVASION 1	0	2	2
	VIOLATE DV RESTRAINING ORDER	0	8	8
	VIOLATE PROTECTIVE ORDER	0	2	2

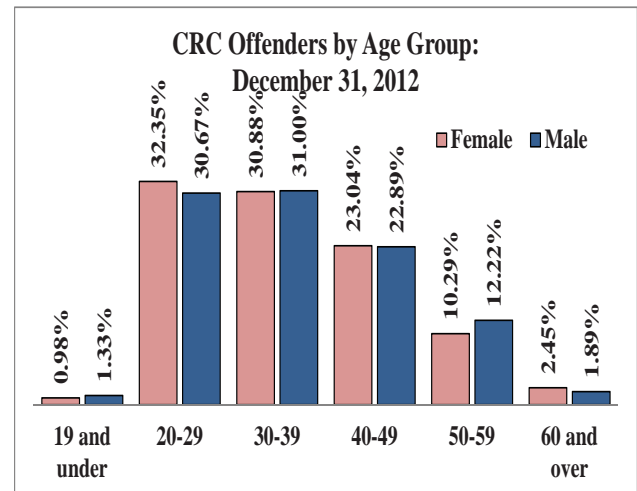
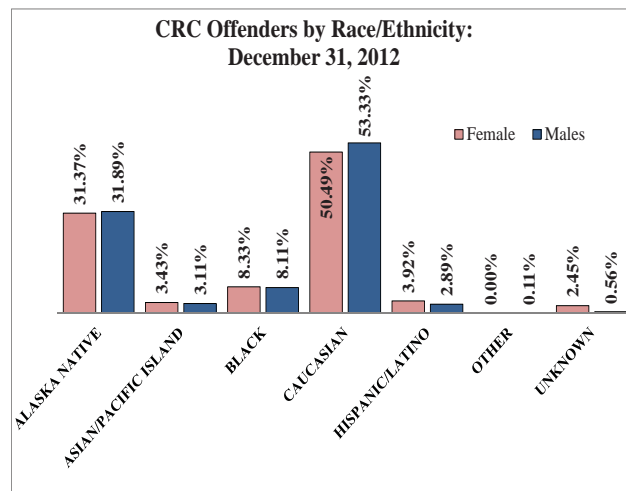
(cont'd next page)

**Counts of Offenders in Community Residential Centers by Offense Classification and  
Offender Sex:  
Decemeber 31, 2012 (cont'd)**

Offense Classification	Offense Description	Female	Male	Total
PUBLIC ORDER/ ADMINISTRATION (cont'd)	VIOLATION OF CONDITION OF RELEASE	3	5	8
	VIOLATION OF CUSTODIANS DUTY	0	1	1
	<b>TOTAL</b>	<b>15</b>	<b>84</b>	<b>99</b>
TRANSPORTATION (TRAFFIC-RELATED VIOLATIONS)	DRIVE W/ LICENSE CANC/SUSP/REVOKED/LIM	4	38	42
	FAIL TO STOP AT DIRECTION OF OFFICER 1	2	10	12
	FAIL TO STOP AT DIRECTION OF OFFICER 2	0	3	3
	LEAVE SCENE OF ACCIDENT	0	1	1
	UNLAWFUL USE OF LIC: LEND TO UNLICENSED	0	1	1
	<b>TOTAL</b>	<b>6</b>	<b>53</b>	<b>59</b>
WEAPONS	DISCHARGE OF FIREARMS	0	1	1
	MISCONDUCT INVOLVING WPNS 2	1	2	3
	MISCONDUCT INVOLVING WPNS 3	0	8	8
	MISCONDUCT INVOLVING WPNS 4	0	9	9
	<b>TOTAL</b>	<b>1</b>	<b>20</b>	<b>21</b>
		<b>Female</b>	<b>Male</b>	<b>Total</b>
<b>TOTAL ALL</b>		<b>203</b>	<b>901</b>	<b>1,104</b>

**Counts and Percents of Offenders in Community Residential Centers by Offense Level and Offender  
Sex: December 31, 2012**

Offense Level	Females	Percent of Females	Percent of Total	Males	Percent of Males	Percent of Total	Total	Total Percent
Felony	128	62.44%	11.59%	522	58.00%	47.28%	650	58.88%
Misdemeanor	76	37.07%	6.88%	375	41.67%	33.97%	451	40.85%
Violation	1	0.49%	0.09%	3	0.33%	0.27%	3	0.27%
<b>Total</b>	<b>205</b>	<b>100.00%</b>	<b>18.57%</b>	<b>900</b>	<b>100.00%</b>	<b>84.75%</b>	<b>1,104</b>	<b>100.00%</b>





**Counts and Percentages of Offenders in Community Residential Centers by Offense Classification,  
Offender Race, and Sex:  
December 31, 2012**

Offense Class	Race/Ethnicity	Female	Female Percent	Male	Male Percent	Total	Total Percent
ALCOHOL	ALASKA NATIVE	14	23.33%	40	22.86%	54	22.98%
	ASIAN/PACIFIC ISLAND	2	3.33%	7	4.00%	9	3.83%
	BLACK	2	3.33%	6	3.43%	8	3.40%
	CAUCASIAN	37	61.67%	113	64.57%	150	63.83%
	HISPANIC/LATINO	3	5.00%	7	4.00%	10	4.26%
	UNKNOWN	2	3.33%	2	1.14%	4	1.70%
	<b>TOTAL</b>	<b>60</b>	<b>100.00%</b>	<b>175</b>	<b>100.00%</b>	<b>235</b>	<b>100.00%</b>
DRUGS	ALASKA NATIVE	5	14.71%	11	12.36%	16	13.01%
	ASIAN/PACIFIC ISLAND	1	2.94%	2	2.25%	3	2.44%
	BLACK	4	11.77%	12	13.48%	16	13.01%
	CAUCASIAN	23	67.65%	63	70.79%	86	69.92%
	HISPANIC/LATINO	1	2.94%	1	1.12%	2	1.63%
	<b>TOTAL</b>	<b>34</b>	<b>100.00%</b>	<b>89</b>	<b>100.00%</b>	<b>123</b>	<b>100.00%</b>
PAROLE/PROBATION	ALASKA NATIVE	7	46.67%	56	35.44%	63	36.42%
	ASIAN/PACIFIC ISLAND	0	0.00%	8	5.06%	8	4.62%
	BLACK	1	6.67%	13	8.23%	14	8.09%
	CAUCASIAN	6	40.00%	75	47.47%	81	46.82%
	HISPANIC/LATINO	1	12.50%	5	3.16%	6	3.47%
	UNKNOWN	0	0.00%	1	0.63%	1	0.58%
	<b>TOTAL</b>	<b>15</b>	<b>100.00%</b>	<b>158</b>	<b>100.00%</b>	<b>173</b>	<b>100.00%</b>
PERSON	ALASKA NATIVE	19	67.86%	96	53.63%	115	55.56%
	ASIAN/PACIFIC ISLAND	0	0.00%	3	1.68%	3	1.45%
	BLACK	1	3.57%	14	7.82%	15	7.25%
	CAUCASIAN	5	17.86%	62	34.64%	67	32.37%
	HISPANIC/LATINO	1	3.57%	3	1.68%	4	1.93%
	OTHER/UNKNOWN	0	0.00%	1	0.56%	1	0.48%
	UNKNOWN	2	7.14%	0	0.00%	2	0.97%
	<b>TOTAL</b>	<b>28</b>	<b>100.00%</b>	<b>179</b>	<b>100.00%</b>	<b>207</b>	<b>100.00%</b>
PROPERTY	ALASKA NATIVE	10	22.22%	36	25.35%	46	24.60%
	ASIAN/PACIFIC ISLAND	3	6.67%	5	3.52%	8	4.28%
	BLACK	9	20.00%	14	9.86%	23	12.30%
	CAUCASIAN	21	46.67%	82	57.75%	103	55.08%
	HISPANIC/LATINO	1	2.22%	4	2.82%	5	2.67%
	UNKNOWN	1	2.22%	1	0.70%	2	1.07%
	<b>TOTAL</b>	<b>45</b>	<b>100.00%</b>	<b>142</b>	<b>100.00%</b>	<b>187</b>	<b>100.00%</b>
PUBLIC ORDER/ ADMINISTRATION	ALASKA NATIVE	6	40.00%	37	44.05%	43	43.43%
	ASIAN/PACIFIC ISLAND	0	0.00%	2	2.38%	2	2.02%
	BLACK	0	0.00%	9	10.71%	9	9.09%
	CAUCASIAN	8	53.33%	33	39.29%	41	41.41%
	HISPANIC/LATINO	1	6.67%	2	2.38%	3	3.03%
	UNKNOWN	0	0.00%	1	1.19%	1	1.01%
	<b>TOTAL</b>	<b>15</b>	<b>100.00%</b>	<b>84</b>	<b>100.00%</b>	<b>99</b>	<b>100.00%</b>

(cont'd next page)

**Counts and Percentages of Offenders in Community Residential Centers by Offense Classification,  
Offender Race, and Sex:  
December 31, 2012 (cont'd)**

Offense Class	Race/Ethnicity	Female	Female Percent	Male	Male Percent	Total	Total Percent
TRANSPORTATION (TRAFFIC-RELATED OFFENSES)	ALASKA NATIVE	3	50.00%	5	9.43%	8	13.56%
	BLACK	0	0.00%	3	5.66%	3	5.09%
	CAUCASIAN	3	50.00%	42	79.25%	45	76.27%
	HISPANIC/LATINO	0	0.00%	3	5.66%	3	5.09%
	<b>TOTAL</b>	<b>6</b>	<b>100.00%</b>	<b>53</b>	<b>100.00%</b>	<b>59</b>	<b>100.00%</b>
WEAPONS	ALASKA NATIVE	0	0.00%	6	30.00%	6	28.57%
	ASIAN/PACIFIC ISLAND	1	100.00%	1	5.00%	2	9.52%
	BLACK	0	0.00%	2	10.00%	2	9.52%
	CAUCASIAN	0	0.00%	10	50.00%	10	47.62%
	HISPANIC/LATINO	0	0.00%	1	5.00%	1	4.76%
	<b>TOTAL</b>	<b>1</b>	<b>100.00%</b>	<b>20</b>	<b>100.00%</b>	<b>21</b>	<b>100.00%</b>

	Female	Female Percent	Male	Male Percent	Total	Total Percent
<b>TOTAL ALL</b>	<b>204</b>	<b>18.48%</b>	<b>900</b>	<b>81.52%</b>	<b>1,104</b>	<b>100.00%</b>

# Focus 2012

## Information About Groups of Particular Interest

**Notes:**

Includes information about all offenders incarcerated in Alaskan and out-of-state institutions, CRC's, treatment centers, and those under electronic monitoring and offsite supervision who are entered into the ACOMS database.

Consists of a snapshots of offenders incarcerated and entered into the ACOMS database on December 31, 2012.

Alaska Native race category includes a small number of Native Americans not indigenous to Alaska.

Information about offenses is the most serious charge only.

Offense classes are semi-arbitrary.

# Alaska Natives

**Notes:**

Includes information about all offenders listed within the ACOMS database as Indian or Alaska Native.

Includes information about a small number of Native Americans who are not indigenous to Alaska.

**Counts and Percentages of Alaska Native Offenders by Location and Offender Sex:  
December 31, 2012**

In-State Institutions	Female	Female Percent In-State Institutions	Female Percent for All Institutions	Male	Male Percent In-State Institutions	Male Percent for All Institutions	Total	Total Percent for All Institutions
ANCHORAGE CC-E	4	3.08%	0.19%	126	96.92%	5.87%	130	6.06%
ANCHORAGE CC-W	0	0.00%	0.00%	133	100.00%	6.20%	133	6.20%
ANVIL MTN CC	14	12.61%	0.65%	97	87.39%	4.52%	111	5.17%
FAIRBANKS CC	18	15.79%	0.84%	96	84.21%	4.47%	114	5.31%
GOOSE CREEK CC	0	0.00%	0.00%	180	100.00%	8.39%	180	8.39%
HILAND MTN CC	133	100.00%	6.20%	0	0.00%	0.00%	133	6.20%
KETCHIKAN CC	9	33.33%	0.42%	18	66.67%	0.84%	27	1.26%
LEMON CREEK CC	10	14.29%	0.47%	60	85.71%	2.80%	70	3.26%
MAT-SU PRETRIAL	0	0.00%	0.00%	6	100.00%	0.28%	6	0.28%
PALMER-MED CC	0	0.00%	0.00%	74	100.00%	3.45%	74	3.45%
PALMER-MIN CC	0	0.00%	0.00%	59	100.00%	2.75%	59	2.75%
PT. MACKENZIE CF	0	0.00%	0.00%	5	100.00%	0.23%	5	0.23%
SPRING CREEK CC	0	0.00%	0.00%	93	100.00%	4.33%	93	4.33%
WILDWOOD CC	0	0.00%	0.00%	77	100.00%	3.59%	77	3.59%
WILDWOOD PRETRIAL	2	15.39%	0.09%	11	84.62%	0.51%	13	0.61%
WILDWOOD TRANSITIONAL	0	0.00%	0.00%	27	100.00%	1.26%	27	1.26%
YUKON-KUSKOKWIM CC	12	7.23%	0.56%	154	92.77%	7.18%	166	7.74%
<b>TOTAL</b>	<b>202</b>	<b>100.00%</b>	<b>75.94%</b>	<b>1,216</b>	<b>100.00%</b>	<b>64.68%</b>	<b>1,418</b>	<b>66.08%</b>

Out-of-State Institutions	Female	Female Percent for Out-of- State Institutions	Female Percent for All Institutions	Male	Male Percent for Out-of- State Institutions	Male Percent for All Institutions	Total	Total Percent for All Institutions
COLORADO STATE PRISON	0	0.00%	0.00%	1	0.27%	0.05%	1	0.05%
FEDERAL BUREAU PRISONS	0	0.00%	0.00%	1	0.27%	0.05%	1	0.05%
HUDSON CF	0	0.00%	0.00%	375	99.47%	19.95%	375	17.47%
<b>TOTAL</b>	<b>0</b>	<b>0.00%</b>	<b>0.00%</b>	<b>377</b>	<b>100.00%</b>	<b>20.05%</b>	<b>377</b>	<b>17.57%</b>

CRC's and Treatment Centers	Female	Female Percent for CRC's	Female Percent for All Institutions	Male	Male Percent for CRC's	Male Percent for All Institutions	Total	Total Percent for All Institutions
AKEELA HOUSE	0	0.00%	0.00%	0	0.00%	0.00%	0	0.00%
CHANLYUT	0	0.00%	0.00%	0	0.00%	0.00%	0	0.00%
CLITHEROE CTR	1	100.00%	0.05%	0	0.00%	0.00%	1	0.05%
CORDOVA CTR	0	0.00%	0.00%	78	100.00%	3.64%	78	3.64%
GLACIER MANOR	1	4.76%	0.05%	20	95.24%	0.93%	21	0.98%
GLENNWOOD CTR	11	42.31%	0.51%	15	57.69%	0.70%	26	1.21%
MIDTOWN CTR	13	100.00%	0.61%	0	0.00%	0.00%	13	0.61%
NORTH STAR CTR	5	12.20%	0.23%	36	87.81%	1.68%	41	1.91%
PARKVIEW	0	0.00%	0.00%	23	100.00%	1.07%	23	1.07%
SEASIDE	5	12.50%	0.23%	35	87.50%	1.63%	40	1.86%
TUNDRA CTR	11	16.42%	0.51%	56	83.58%	2.61%	67	3.12%
<b>TOTAL</b>	<b>47</b>	<b>100.00%</b>	<b>17.67%</b>	<b>263</b>	<b>100.00%</b>	<b>13.99%</b>	<b>310</b>	<b>14.45%</b>

(cont'd next page)

**Counts and Percentages of Alaska Native Offenders by Location and Offender Sex:  
December 31, 2012 (Cont'd)**

Special Offsite Programs (Electronic Monitoring)	Female	Female Percent for EM	Female Percent for All Institutions	Male	Male Percent for EM	Male Percent for All Institutions	Total	Total Percent for All Institutions
ANCHORAGE EM	10	50.00%	0.47%	10	50.00%	0.47%	20	0.93%
FAIRBANKS EM	1	16.67%	0.05%	5	83.33%	0.23%	6	0.28%
JUNEAU EM	2	33.33%	0.09%	4	66.67%	0.19%	6	0.28%
KENAI EM	0	0.00%	0.00%	0	0.00%	0.00%	0	0.00%
KETCHIKAN EM	0	0.00%	0.00%	0	0.00%	0.00%	0	0.00%
PALMER EM	4	44.44%	0.19%	5	55.56%	0.23%	9	0.42%
SITKA EM	0	0.00%	0.00%	0	0.00%	0.00%	0	0.00%
<b>TOTAL</b>	<b>17</b>	<b>100.00%</b>	<b>6.39%</b>	<b>24</b>	<b>100.00%</b>	<b>1.28%</b>	<b>41</b>	<b>1.91%</b>

	Female	Female Percent	Male	Male Percent	Total	Total Percent
<b>TOTAL ALL</b>	<b>266</b>	<b>12.40%</b>	<b>1,880</b>	<b>87.61%</b>	<b>2,146</b>	<b>100.00%</b>

**Counts and Percentages of Alaska Natives by Age Group and Offender Sex:  
December 31, 2012**

Age Group	Females	Percent Females	Males	Percent Males	Total	Percent Total
19 and under	11	4.14%	37	1.97%	48	2.24%
20-24	42	15.79%	299	15.90%	341	15.89%
25-29	67	25.19%	370	19.68%	437	20.36%
30-34	47	17.67%	317	16.86%	364	16.96%
35-39	30	11.28%	210	11.17%	240	11.18%
40-44	29	10.90%	170	9.04%	199	9.27%
45-49	18	6.77%	192	10.21%	210	9.79%
50-54	14	5.26%	143	7.61%	157	7.32%
55-59	4	1.50%	80	4.26%	84	3.91%
60-64	3	1.13%	36	1.91%	39	1.82%
65 and over	1	0.38%	26	1.38%	27	1.26%
<b>Total</b>	<b>266</b>	<b>100.00%</b>	<b>1,880</b>	<b>100.00%</b>	<b>2,146</b>	<b>100.00%</b>

**Counts and Percentages of Alaska Natives by Length of Time from Admission and Offender Sex:  
December 31, 2012**

Months In	Females	Percent Females	Males	Percent Males	Total	Percent Total
6 months or less	204	76.69%	1,124	59.79%	1,328	61.88%
7 months - 12 months	22	8.27%	215	11.44%	237	11.04%
13 months - 24 months	18	6.77%	170	9.04%	188	8.76%
25 months - 36 months	8	3.01%	78	4.15%	86	4.01%
37 months or more	14	5.26%	293	15.59%	307	14.31%
<b>Total</b>	<b>266</b>	<b>100.00%</b>	<b>1,880</b>	<b>100.00%</b>	<b>2,146</b>	<b>100.00%</b>

**Counts and Percentages of Alaska Natives by Offense Level and Offender Sex:  
December 31, 2012**

Offense Level	Females	Percent Female	Males	Percent Male	Total	Total Percent
Felony	140	52.63%	1,277	67.93%	1,417	66.03%
Misdemeanor	124	46.62%	597	31.76%	721	33.60%
Violation	2	0.75%	6	0.32%	8	0.37%
<b>Total</b>	<b>266</b>	<b>100.00%</b>	<b>1,880</b>	<b>100.00%</b>	<b>2,146</b>	<b>100.00%</b>

**Counts of Offenses for Native Alaskans by Offense Class, Offense Description, and Offender Sex:  
December 31, 2012**

Offense Class	Offense Description	Female	Male	Total
ALCOHOL	DRIVING WHILE INTOXICATED	18	50	68
	DWI - INFLUENCE OF LIQUOR OR DRUGS	0	1	1
	FELONY DWI - 2+ PRIORS W/IN 5 YRS	15	86	101
	FURNISH ALCOHOL TO MINOR	0	4	4
	IMPORTATION OF ALCOHOL	3	6	9
	MANUFACTURE, SELL, OFFER FOR SALE	0	1	1
	MINOR CONSUMING/POSSESSING ALCOHOL	2	5	7
	REFUSE TO SUBMIT TO CHEMICAL TEST	0	2	2
	SELL ALCOHOL W/O LICENSE - DRY AREA	0	2	2
	<b>TOTAL</b>	<b>38</b>	<b>157</b>	<b>195</b>
DRUGS	ATTEMPTED MICS 2	3	7	10
	ATTEMPTED MICS 4	0	1	1
	MISCONDUCT-CNTRLD SUBSTANCE 2	5	7	12
	MISCONDUCT-CNTRLD SUBSTANCE 3	9	9	18
	MISCONDUCT-CNTRLD SUBSTANCE 4	9	19	28
	MISCONDUCT-CNTRLD SUBSTANCE 5	0	2	2
	MISCONDUCT-CNTRLD SUBSTANCE 6	0	2	2
	<b>TOTAL</b>	<b>26</b>	<b>47</b>	<b>73</b>
PAROLE/PROBATION	PAROLE VIOLATION	3	74	77
	PROBATION VIOLATION	23	273	296
	<b>TOTAL</b>	<b>26</b>	<b>347</b>	<b>373</b>
PERSON	ASSAULT	6	21	27
	ASSAULT 1	3	25	28
	ASSAULT 2	4	40	44
	ASSAULT 3	8	86	94
	ASSAULT 4	31	204	235
	ATTEMPTED ASSAULT 1	0	2	2
	ATTEMPTED ASSAULT 2	0	1	1
	ATTEMPTED MURDER 1	0	14	14
	ATTEMPTED ROBBERY I	1	0	1
	CHILD ABUSE	2	0	2
	CHILD ABUSE - ABANDON, TORTURE, CRUELTY	1	0	1
	CHILD NEGLECT	2	0	2
	COERCION	0	9	9
	CRIMINALLY NEGLIGENT HOMICIDE	1	2	3
	DV ASSAULT	4	8	12
	KIDNAPPING	0	10	10
	MANSLAUGHTER	4	10	14
	MURDER 1	2	35	37
	MURDER 2	7	67	74
	RECKLESS ENDANGERMENT	1	1	2
	ROBBERY 1	1	8	9
	ROBBERY 2	4	7	11
	<b>TOTAL</b>	<b>82</b>	<b>550</b>	<b>632</b>



**Counts of Offenses for Native Alaskans by Offense Class, Offense Description, and Offender Sex:  
December 31, 2012 (cont'd)**

Offense Class	Offense Description	Female	Male	Total
PROPERTY	ARSON 1	2	1	3
	ARSON 2	0	1	1
	ATTEMPTED ARSON 1	0	2	2
	ATTEMPTED BURGLARY 2	0	3	3
	ATTEMPTED THEFT I	0	1	1
	BURGLARY 1	3	19	22
	BURGLARY 2	0	21	21
	CONCEAL MERCH - <\$50	0	1	1
	CONCEAL MERCH- VALUE \$50-\$499	0	2	2
	CONCEALMENT OF MERCHANDISE-GEN	0	1	1
	CRIMINAL MISCHIEF 3	2	13	15
	CRIMINAL MISCHIEF 4	1	8	9
	CRIMINAL MISCHIEF 5	4	6	10
	CRIMINAL TRESPASS	0	1	1
	CRIMINAL TRESPASS 1	1	8	9
	CRIMINAL TRESPASS 2	4	11	15
	CRIMINALLY NEGLIGENT BURNING 2	0	1	1
	DESTROY/DISCONNECT COMMUNICATIONS EQP	0	1	1
	FORGERY 1	0	1	1
	FORGERY 2	1	0	1
	FRAUD USE OF ACCESS DEVICE	3	0	3
	ISSUING BAD CHECK	0	3	3
	LARCENY	0	2	2
	MALICIOUS DESTRUCTION OF PROPERTY	0	3	3
	SCHEME TO DEFRAUD	0	1	1
	SOLICITATION CRIM MISCHIEF 5	0	1	1
	SOLICITATION FORGERY I	0	1	1
	THEFT	0	3	3
	THEFT 1	1	0	1
	THEFT 2	14	34	48
	THEFT 3	1	13	14
	THEFT 4	1	7	8
	THEFT BY RECEIVING	0	1	1
	THEFT BY SHOPLIFTING	2	4	6
	TRESPASS	2	9	11
	VEHICLE TAMPERING	0	1	1
	VEHICLE THEFT 1	1	21	22
	<b>TOTAL</b>	<b>43</b>	<b>206</b>	<b>249</b>
PUBLIC ORDER/ ADMINISTRATION	ANIMAL CRUELTY	0	1	1
	ATTEMPT	0	1	1
	ATTEMPTED ESCAPE 2	0	1	1
	CONTEMPT OF COURT	0	3	3
	DISORDERLY CONDUCT	8	30	38
	ESCAPE 2	2	8	10
	ESCAPE 3	0	4	4
	ESCAPE 4	0	4	4
	ESCAPE/ATTEMPT TO ESCAPE-FROM CUSTODY	0	1	1
	FAILURE TO APPEAR	1	10	11
	FAILURE TO COMPLY	0	1	1
	FAILURE TO REGISTER AS SEX OFFENDER 1	0	16	16
	FAILURE TO REGISTER AS SEX OFFENDER 2	0	17	17
	FALSE INFORMATION	3	3	6
	FEDERAL OFFENSE	0	1	1

(cont'd next page)

**Counts of Offenses for Native Alaskans by Offense Class, Offense Description, and Offender Sex:  
December 31, 2012 (cont'd)**

Offense Class	Offense Description	Female	Male	Total
PUBLIC ORDER/ ADMINISTRATION (cont'd)	HARASSMENT	2	10	12
	HARASSMENT 1	0	9	9
	INTERFERE W/ REPORT OF DV CRIME	1	4	5
	INTERFERENCE W/ OFFICIAL PROCEEDINGS	0	1	1
	LEAVING SCENE OF ACCIDENT	1	3	4
	MAKING A FALSE REPORT	3	6	9
	MISCONDUCT WITH CORPSE	0	1	1
	PERJURY	1	1	2
	PROMOTING CONTRABAND 1	1	0	1
	PROMOTING CONTRABAND 2	0	1	1
	PROTECTIVE ORDER FOR STALKING AND SEXUAL ASSAULT	1	0	1
	RESIST/INTERFERE WITH ARREST	1	4	5
	RESIST/INTERFERE WITH OFFICER	1	5	6
	TAMPERING W/ PHYSICAL EVIDENCE	1	2	3
	TRESPASS - 2ND (OBSCIS)	0	1	1
	UNLAWFUL CONTACT 1	0	4	4
	UNLAWFUL EVASION 1	0	3	3
	VIOLATE CONDITIONS OF RELEASE	2	6	8
	VIOLATE DV RESTRAINING ORDER	2	6	8
	VIOLATE PROTECTIVE ORDER	1	7	8
	VIOLATE STALKING OR SEX ASSLT PROTEC ORD	0	1	1
	VIOLATION OF CONDITION OF RELEASE	6	15	21
	VIOLATION OF CUSTODIANS DUTY	0	1	1
	<b>TOTAL</b>	<b>38</b>	<b>192</b>	<b>230</b>
SEX OFFENSE (NON-REGISTERABLE)	OPEN LEWDNESS - ANY LEWD ACT	0	1	1
	<b>TOTAL</b>	<b>0</b>	<b>1</b>	<b>1</b>
SEX OFFENSE (REGISTERABLE)	ATTEMPTED SEX ABUSE 1	0	7	7
	ATTEMPTED SEX ABUSE MINOR 2	0	15	15
	ATTEMPTED SEX ABUSE MINOR 3	0	1	1
	ATTEMPTED SEX ASSAULT 1	0	6	6
	ATTEMPTED SEX ASSAULT 2	0	13	13
	ATTEMPTED SEX ASSAULT 3	0	1	1
	ATTEMPTED SEX SEX ABUSE MINOR 2	0	1	1
	DISTRIBUTE CHILD PORNOGRAPHY	0	1	1
	EXPLOITATION OF A MINOR	0	1	1
	INCEST	0	3	3
	INDECENT EXPOSURE 2	0	3	3
	ONLINE ENTICEMENT OF A MINOR BY SX OFNDR	0	1	1
	POSSESS CHILD PORNOGRAPHY	0	3	3
	SEX ABUSE MINOR 1	1	47	48
	SEX ABUSE MINOR 2	1	74	75
	SEX ABUSE MINOR 3	0	7	7
	SEX ASSAULT 1	1	76	77
	SEX ASSAULT 2	0	53	53
	SEX ASSAULT 3	0	16	16
	<b>TOTAL</b>	<b>3</b>	<b>329</b>	<b>332</b>

(cont'd next page)

**Counts of Offenses for Native Alaskans by Offense Class, Offense Description, and Offender Sex:  
December 31, 2012 (cont'd)**

Offense Class	Offense Description	Female	Male	Total
TRANSPORTATION (TRAFFIC-RELATED OFFENSES)	DRIVE W/ LICENSE CANC/SUSP/REVOKED/LIM	5	21	26
	FAIL TO STOP AT DIRECTION OF OFFICER 1	4	7	11
	FAIL TO STOP AT DIRECTION OF OFFICER 2	0	2	2
	LEAVE SCENE OF ACCIDENT	1	1	2
	<b>TOTAL</b>	<b>10</b>	<b>31</b>	<b>41</b>
WEAPONS	MISCONDUCT INVOLVING WPNS	0	1	1
	MISCONDUCT INVOLVING WPNS 2	0	5	5
	MISCONDUCT INVOLVING WPNS 3	0	4	4
	MISCONDUCT INVOLVING WPNS 4	0	10	10
	<b>TOTAL</b>	<b>0</b>	<b>20</b>	<b>20</b>
		<b>Female</b>	<b>Male</b>	<b>Total</b>
<b>TOTAL ALL</b>		<b>266</b>	<b>1,880</b>	<b>2,146</b>

# Juveniles

**Notes:**

Includes information about all offenders who are less than 20 years old.

A small number of Native Americans who are not indigenous to Alaska are included in the Alaska Native category.

**Counts and Percents of Juvenile Offenders by Location and Offender Sex:  
December 31, 2012**

In-State Institutions	Female	Female Percent of In-State Institutions	Male	Male Percent of In-State Institutions	Total	Percent of All Institutions
ANCHORAGE CC-E	1	7.14%	13	92.86%	14	13.86%
ANCHORAGE CC-W	0	0.00%	8	100.00%	8	7.92%
ANVIL MTN CC	1	25.00%	3	75.00%	4	3.96%
FAIRBANKS CC	1	9.09%	10	90.91%	11	10.89%
GOOSE CREEK CC	0	0.00%	6	100.00%	6	5.94%
HILAND MTN CC	7	100.00%	0	0.00%	7	6.93%
KETCHIKAN CC	3	75.00%	1	25.00%	4	3.96%
LEMON CREEK CC	1	33.33%	2	66.67%	3	2.97%
MAT-SU PRETRIAL	1	25.00%	3	75.00%	4	3.96%
PALMER-MED CC	0	0.00%	6	100.00%	6	5.94%
PALMER-MIN CC	0	0.00%	2	100.00%	2	1.98%
SPRING CREEK CC	0	0.00%	2	100.00%	2	1.98%
WILDWOOD CC	0	0.00%	1	100.00%	1	0.99%
WILDWOOD PRETRIAL	0	0.00%	1	100.00%	1	0.99%
WILDWOOD TRANSITIONAL	0	0.00%	1	100.00%	1	0.99%
YUKON-KUSKOKWIM CC	0	0.00%	10	100.00%	10	9.90%
<b>TOTAL</b>	<b>15</b>	<b>17.86%</b>	<b>69</b>	<b>82.14%</b>	<b>84</b>	<b>100.00%</b>

Out-of-State	Female	Female Percent of Out-of-State Institutions	Male	Male Percent of Out-of-State Institutions	Total	Percent of All Institutions
HUDSON CF	0	0.00%	3	100.00%	3	2.97%
<b>TOTAL</b>	<b>0</b>	<b>0.00%</b>	<b>3</b>	<b>100.00%</b>	<b>3</b>	<b>100.00%</b>

CRC's and Treatment Centers	Female	Female Percent of CRC's	Male	Male Percent of CRC's	Total	Percent of All Institutions
AKEELA HOUSE	0	0.00%	0	0.00%	0	0.00%
CHANLYUT	0	0.00%	0	0.00%	0	0.00%
CLITHEROE CTR	0	0.00%	0	0.00%	0	0.00%
CORDOVA CTR	0	0.00%	3	100.00%	3	2.97%
GLACIER MANOR	0	0.00%	1	100.00%	1	0.99%
GLENNWOOD CTR	0	0.00%	0	0.00%	0	0.00%
MIDTOWN CTR	1	100.00%	0	0.00%	1	0.99%
NORTH STAR CTR	0	0.00%	1	100.00%	1	0.99%
PARKVIEW	0	0.00%	1	100.00%	1	0.99%
SEASIDE	0	0.00%	2	100.00%	2	1.98%
TUNDRA CTR	1	20.00%	4	80.00%	5	4.95%
<b>TOTAL</b>	<b>2</b>	<b>100.00%</b>	<b>12</b>	<b>100.00%</b>	<b>14</b>	<b>100.00%</b>

	Females	Female Percent	Males	Male Percent	Total	Total Percent
<b>TOTAL ALL</b>	<b>17</b>	<b>16.83%</b>	<b>84</b>	<b>83.17%</b>	<b>101</b>	<b>100.00%</b>

**Counts and Percents of Juvenile Offenders by Race/Ethnicity and Offender Sex:  
December 31, 2012**

Race/Ethnicity	Females	Percent Females	Males	Percent Males	Total	Percent Total
ALASKA NATIVE	11	64.71%	37	44.05%	48	47.52%
ASIAN/PACIFIC ISLAND	1	5.88%	5	5.95%	6	5.94%
BLACK	1	5.88%	8	9.52%	9	8.91%
CAUCASIAN	4	23.53%	29	34.52%	33	32.67%
HISPANIC/LATINO	0	0.00%	4	4.76%	4	3.96%
UNKNOWN	0	0.00%	1	1.19%	1	0.99%
<b>TOTAL</b>	<b>17</b>	<b>100.00%</b>	<b>84</b>	<b>100.00%</b>	<b>101</b>	<b>100.00%</b>

**Counts and Percentages of Juvenile Offenders by Age Group and Offender Sex:  
December 31, 2012**

Age	Female	Female Percent	Male	Male Percent	Total	Total Percent
16	0	0.00%	1	1.20%	1	0.99%
17	0	0.00%	3	3.61%	3	2.97%
18	5	29.41%	24	28.92%	29	28.71%
19	12	70.59%	56	67.47%	68	67.33%
<b>TOTAL</b>	<b>17</b>	<b>100.00%</b>	<b>83</b>	<b>100.00%</b>	<b>101</b>	<b>100.00%</b>

**Counts and Percentages of Juvenile Offenders by Length of Time from Admission and  
Offender Sex:  
December 31, 2012**

Months In	Females	Percent Females	Males	Percent Males	Total	Percent Total
Under 1 month	11	64.71%	28	33.33%	39	38.61%
1 month - 6 months	6	35.29%	43	51.19%	49	48.51%
7 months - 12 months	0	0.00%	9	10.71%	9	8.91%
12 months or more	0	0.00%	4	4.76%	4	3.96%
<b>Total</b>	<b>17</b>	<b>100.00%</b>	<b>84</b>	<b>100.00%</b>	<b>101</b>	<b>100.00%</b>

**Counts and Percentages of Juvenile Offenders by Offense Level and Offender Sex:  
December 31, 2012**

Offense Level	Female	Female Percent	Male	Male Percent	Total	Total Percent
Felony	9	52.94%	53	63.10%	62	61.39%
Misdemeanor	7	41.18%	31	36.90%	38	37.62%
Violation	1	5.88%	0	0.00%	1	0.99%
<b>TOTAL</b>	<b>17</b>	<b>100.00%</b>	<b>84</b>	<b>100.00%</b>	<b>101</b>	<b>100.00%</b>

**Counts of Offenses for Juvenile Offenders by Offense Class, Offense Description, and Offender Sex:  
December 31, 2012**

Offense Class	Offense Description	Female	Male	Total
ALCOHOL	DRIVING WHILE INTOXICATED	2	4	6
	FELONY DWI - 2+ PRIORS W/IN 5 YRS	0	1	1
	MINOR CONSUMING/POSSESSING ALCOHOL	3	0	3
	<b>TOTAL</b>	<b>5</b>	<b>5</b>	<b>10</b>
DRUGS	ATTEMPTED MICS 4	0	1	1
	MISCONDUCT-CNTRLD SUBSTANCE 4	1	0	1
	MISCONDUCT-CNTRLD SUBSTANCE 6	0	1	1
	<b>TOTAL</b>	<b>1</b>	<b>2</b>	<b>3</b>
PAROLE/PROBATION	PROBATION VIOLATION	0	6	6
	<b>TOTAL</b>	<b>0</b>	<b>6</b>	<b>6</b>
PERSON	ASSAULT 1	1	4	5
	ASSAULT 2	1	4	5
	ASSAULT 3	1	6	7
	ASSAULT 4	1	7	8
	ATTEMPTED ASSAULT 1	0	1	1
	ATTEMPTED MURDER 1	0	1	1
	KIDNAPPING	0	1	1
	MURDER 1	0	1	1
	MURDER 2	0	1	1
	ROBBERY 1	0	6	6
	ROBBERY 2	0	2	2
	<b>TOTAL</b>	<b>4</b>	<b>34</b>	<b>38</b>
PROPERTY	ATTEMPTED BURGLARY 2	0	2	2
	BURGLARY 1	0	2	2
	CRIMINAL MISCHIEF 3	0	1	1
	CRIMINAL MISCHIEF 5	0	1	1
	CRIMINAL TRESPASS 1	0	1	1
	CRIMINAL TRESPASS 2	0	1	1
	FRAUD USE OF ACCESS DEVICE	1	0	1
	THEFT 2	3	2	5
	THEFT 3	1	2	3
	VEHICLE THEFT 1	0	1	1
	<b>TOTAL</b>	<b>5</b>	<b>13</b>	<b>18</b>
PUBLIC ORDER/ ADMINISTRATION	ESCAPE 4	0	2	2
	FAILURE TO APPEAR	0	1	1
	FALSE INFORMATION	1	0	1
	INTERFERE W/ REPORT OF DV CRIME	0	1	1
	<b>TOTAL</b>	<b>1</b>	<b>4</b>	<b>5</b>
SEX OFFENSE (REGISTERABLE)	ATTEMPTED SEX ABUSE I	0	1	1
	DISTRIBUTE CHILD PORNOGRAPHY	0	1	1
	SEX ABUSE MINOR 1	0	4	4
	SEX ABUSE MINOR 2	0	4	4
	SEX ASSAULT 1	0	2	2
	<b>TOTAL</b>	<b>0</b>	<b>12</b>	<b>12</b>

(cont'd next page)

**Counts of Offenses for Juvenile Offenders by Offense Class, Offense Description, and Offender Sex:**

**December 31, 2012 (cont'd)**

Offense Class	Offense Description	Female	Male	Total
TRANSPORTATION (TRAFFIC-RELATED OFFENSES)	DRIVE W/ LICENSE CANC/SUSP/REVOKED/LIM	0	3	3
	FAIL TO STOP AT DIRECTION OF OFFICER 1	1	0	1
	FAIL TO STOP AT DIRECTION OF OFFICER 2	0	1	1
	<b>TOTAL</b>	<b>1</b>	<b>4</b>	<b>5</b>
WEAPONS	MISCONDUCT INVOLVING WPNS 1	0	1	1
	MISCONDUCT INVOLVING WPNS 4	0	3	3
	<b>TOTAL</b>	<b>0</b>	<b>4</b>	<b>4</b>

	Female	Male	Total
<b>TOTAL ALL</b>	<b>17</b>	<b>84</b>	<b>101</b>



## Seniors

**Notes:**

Includes information about all offenders in the ACOMS database who are 60 years old or older,  
Alaska Native race category includes a small number of Native Americans not indigenous to Alaska.

**Counts and Percents of Senior Offenders by Location and Offender Sex:  
December 31, 2012**

In-State Institutions	Female	Female Percent of In-State Institutions	Male	Male Percent of In-State Institutions	Total	Percent of All Institutions
ANCHORAGE CC-E	0	0.00%	21	18.75%	21	8.90%
ANCHORAGE CC-W	0	0.00%	15	13.39%	15	6.36%
ANVIL MTN CC	0	0.00%	1	0.89%	1	0.42%
FAIRBANKS CC	0	0.00%	5	4.46%	5	2.12%
GOOSE CREEK CC	0	0.00%	12	10.71%	12	5.09%
HILAND MTN CC	7	77.78%	0	0.00%	7	2.97%
LEMON CREEK CC	0	0.00%	10	8.93%	10	4.24%
MAT-SU PRETRIAL	0	0.00%	1	0.89%	1	0.42%
PALMER-MED CC	0	0.00%	9	8.04%	9	3.81%
PALMER-MIN CC	0	0.00%	4	3.57%	4	1.70%
SPRING CREEK CC	0	0.00%	16	14.29%	16	6.78%
WILDWOOD CC	0	0.00%	8	7.14%	8	3.39%
WILDWOOD PRETRIAL	1	11.11%	2	1.79%	3	1.27%
WILDWOOD TRANSITIONAL	0	0.00%	3	2.68%	3	1.27%
YUKON-KUSKOKWIM CC	1	11.11%	5	4.46%	6	2.54%
<b>TOTAL</b>	<b>9</b>	<b>100.00%</b>	<b>112</b>	<b>100.00%</b>	<b>121</b>	<b>51.27%</b>

Out of State	Female	Female Percent of Out-of-State Institutions	Male	Male Percent of Out-of-State Institutions	Total	Percent of All Institutions
COLORADO STATE PRISON	0	0.00%	1	1.09%	1	0.42%
FEDERAL BUREAU PRISONS	0	0.00%	2	2.17%	2	0.85%
HUDSON CF	0	0.00%	89	96.74%	89	37.71%
<b>TOTAL</b>	<b>0</b>	<b>0.00%</b>	<b>92</b>	<b>100.00%</b>	<b>92</b>	<b>38.98%</b>

CRC's	Female	Female Percent of CRC's	Male	Male Percent of CRC's	Total	Percent of All Institutions
AKEELA HOUSE	0	0.00%	0	0.00%	0	0.00%
CHANLYUT	0	0.00%	0	0.00%	0	0.00%
CLITHEROE CTR	0	0.00%	0	0.00%	0	0.00%
CORDOVA CTR	0	0.00%	1	14.29%	1	0.42%
GLACIER MANOR	0	0.00%	0	0.00%	0	0.00%
GLENNWOOD CTR	0	0.00%	1	14.29%	1	0.42%
MIDTOWN CTR	0	0.00%	0	0.00%	0	0.00%
NORTH STAR CTR	2	100.00%	1	14.29%	3	1.27%
PARKVIEW	0	0.00%	4	57.14%	4	1.70%
SEASIDE	0	0.00%	0	0.00%	0	0.00%
TUNDRA CTR	0	0.00%	0	0.00%	0	0.00%
<b>TOTAL</b>	<b>2</b>	<b>100.00%</b>	<b>7</b>	<b>100.00%</b>	<b>9</b>	<b>3.81%</b>

Special Offsite Programs (Electronic Monitoring)	Female	Female Percent of EM	Male	Male Percent of EM	Total	Percent of All Institutions
ANCHORAGE EM	2	50.00%	4	40.00%	6	2.54%
FAIRBANKS EM	0	0.00%	3	30.00%	3	1.27%
JUNEAU EM	0	0.00%	0	0.00%	0	0.00%
KENAI EM	0	0.00%	1	10.00%	1	0.42%
KETCHIKAN EM	1	25.00%	0	0.00%	1	0.42%
PALMER EM	1	25.00%	1	10.00%	2	0.85%
SITKA EM	0	0.00%	1	10.00%	1	0.42%
<b>TOTAL</b>	<b>4</b>	<b>100.00%</b>	<b>10</b>	<b>100.00%</b>	<b>14</b>	<b>5.93%</b>

	Females	Female Percent	Males	Male Percent	Total	Total Percent
<b>TOTAL</b>	<b>15</b>	<b>100.00%</b>	<b>221</b>	<b>100.00%</b>	<b>236</b>	<b>100.00%</b>

**Counts and Percents of Senior Offenders by Race/Ethnicity and Offender Sex:  
December 31, 2012**

Race/Ethnicity	Females	Percent Females	Males	Percent Males	Total	Percent Total
AK NATIVE	5	33.33%	65	29.41%	70	29.66%
ASIAN/PACIFIC ISLAND	1	6.67%	4	1.81%	5	2.12%
BLACK	1	6.67%	15	6.79%	16	6.78%
CAUCASIAN	7	46.67%	134	60.63%	141	59.75%
HISPANIC/LATINO	0	0.00%	3	1.36%	3	1.27%
OTHER/UNKNOWN	1	6.67%	0	0.00%	1	0.42%
<b>TOTAL</b>	<b>15</b>	<b>100.00%</b>	<b>221</b>	<b>100.00%</b>	<b>236</b>	<b>100.00%</b>

**Counts and Percentages of Seniors by Age Group and Offender Sex:  
December 31, 2012**

Age Group	Female	Female Percent	Male	Male Percent	Total	Total Percent
60-64	9	60.00%	120	54.30%	129	54.66%
65-69	5	33.33%	68	30.77%	73	30.93%
70-74	0	0.00%	20	9.05%	20	8.47%
75-79	1	6.67%	8	3.62%	9	3.81%
80 and over	0	0.00%	5	2.26%	5	2.12%
<b>TOTAL</b>	<b>15</b>	<b>100.00%</b>	<b>221</b>	<b>100.00%</b>	<b>236</b>	<b>100.00%</b>

**Counts and Percentages of Seniors by Length of Time from Admission and Offender Sex:  
December 31, 2012**

Months In	Females	Percent Females	Males	Percent Males	Total	Percent Total
Under 1 month	6	40.00%	18	8.14%	24	10.17%
1 month - 6 months	5	33.33%	56	25.34%	61	25.85%
7 months - 12 months	1	6.67%	9	4.07%	10	4.24%
12 months or more	3	20.00%	138	62.44%	141	59.75%
<b>TOTAL</b>	<b>15</b>	<b>100.00%</b>	<b>221</b>	<b>100.00%</b>	<b>236</b>	<b>100.00%</b>

**Counts and Percentages of Seniors by Offense Level and Offender Sex:  
December 31, 2012**

Offense Level	Female	Female Percent	Male	Male Percent	Total	Total Percent
Felony	9	60.00%	195	88.24%	204	86.44%
Misdemeanor	6	40.00%	26	11.76%	32	13.56%
Violation	0	0.00%	0	0.00%	0	0.00%
<b>Total</b>	<b>15</b>	<b>100.00%</b>	<b>221</b>	<b>100.00%</b>	<b>236</b>	<b>100.00%</b>

**Counts of Offenses for Seniors by Offense Class, Offense Description, and Offender Sex:  
December 31, 2012**

Offense Class	Offense Description	Female	Male	Total
ALCOHOL	DRIVING WHILE INTOXICATED	4	6	10
	FELONY DWI - 2+ PRIORS W/IN 5 YRS	0	12	12
	IMPORTATION OF ALCOHOL	0	1	1
	<b>TOTAL</b>	<b>4</b>	<b>19</b>	<b>23</b>
DRUGS	ATTEMPTED MICS 2	0	1	1
	MISCONDUCT-CNTRLD SUBSTANCE 1	0	1	1
	MISCONDUCT-CNTRLD SUBSTANCE 2	1	3	4
	MISCONDUCT-CNTRLD SUBSTANCE 3	0	1	1
	MISCONDUCT-CNTRLD SUBSTANCE 4	1	2	3
	<b>TOTAL</b>	<b>2</b>	<b>8</b>	<b>10</b>
PAROLE/PROBATION	PAROLE VIOLATION	0	8	8
	PROBATION VIOLATION	2	19	21
	<b>TOTAL</b>	<b>2</b>	<b>27</b>	<b>29</b>
PERSON	ASSAULT	0	1	1
	ASSAULT 1	0	1	1
	ASSAULT 2	0	2	2
	ASSAULT 3	0	5	5
	ASSAULT 4	0	2	2
	ATTEMPTED MURDER 1	0	3	3
	COERCION	0	1	1
	CRIMINALLY NEGLIGENT HOMICIDE	1	0	1
	ENDANGER VULNERABLE ADULT 1	0	1	1
	KIDNAPPING	0	2	2
	MANSLAUGHTER	0	2	2
	MURDER 1	0	40	40
	MURDER 2	1	11	12
	RECKLESS ENDANGERMENT	0	1	1
	ROBBERY 1	0	2	2
	ROBBERY 2	0	2	2
	<b>TOTAL</b>	<b>2</b>	<b>76</b>	<b>78</b>
PROPERTY	ARSON 1	0	2	2
	BURGLARY 1	0	2	2
	CRIMINAL TRESPASS 1	0	1	1
	CRIMINAL TRESPASS 2	0	2	2
	MALICIOUS DESTRUCTION OF PROPERTY	1	0	1
	THEFT 3	0	1	1
	THEFT BY SHOPLIFTING	0	5	5
	VEHICLE THEFT 1	1	0	1
	<b>TOTAL</b>	<b>2</b>	<b>13</b>	<b>15</b>

**Counts of Offenses for Seniors by Offense Class, Offense Description, and Offender Sex:  
December 31, 2012 (cont'd)**

Offense Class	Offense Description	Female	Male	Total
PUBLIC ORDER/ ADMINISTRATION	DISORDERLY CONDUCT	0	1	1
	ESCAPE 1	0	1	1
	FAILURE TO COMPLY	0	1	1
	FAILURE TO REGISTER AS SEX OFFENDER 1	0	2	2
	FEDERAL OFFENSE	1	1	2
	MEDICAL ASSISTANCE FRAUD	1	0	1
	PERJURY	0	1	1
	PROMOTING CONTRABAND 1	0	1	1
	TAMPERING W/ PHYSICAL EVIDENCE	0	2	2
	VIOLATE DV RESTRAINING ORDER	0	1	1
	<b>TOTAL</b>	<b>2</b>	<b>11</b>	<b>13</b>
SEX OFFENSE (REGISTERABLE)	ATTEMPTED SEX ABUSE 1	0	2	2
	ATTEMPTED SEX ABUSE MINOR 2	0	3	3
	ATTEMPTED SEX ASSAULT 1	0	1	1
	ATTEMPTED SEX ASSAULT 2	0	1	1
	DISTRIBUTE CHILD PORNOGRAPHY	0	1	1
	INDECENT EXPOSURE 2	0	1	1
	POSSESS CHILD PORNOGRAPHY	0	3	3
	SEX ABUSE MINOR 1	0	18	18
	SEX ABUSE MINOR 2	0	10	10
	SEX ABUSE MINOR 3	0	1	1
	SEX ASSAULT 1	1	13	14
	SEX ASSAULT 2	0	10	10
	SEX ASSAULT 3	0	1	1
	<b>TOTAL</b>	<b>1</b>	<b>65</b>	<b>66</b>
TRANSPORTATION (TRAFFIC-RELATED OFFENSES)	DRIVE W/ LICENSE CANC/SUSP/REVOKED/LIM	0	1	1
	<b>TOTAL</b>	<b>0</b>	<b>1</b>	<b>1</b>
WEAPONS	MISCONDUCT INVOLVING WPNS 3	0	1	1
	<b>TOTAL</b>	<b>0</b>	<b>1</b>	<b>1</b>
<b>TOTAL ALL</b>		<b>15</b>	<b>221</b>	<b>236</b>

**Counts and Percentages of Senior Offenders by Offense Classification, Offender Race, and Sex:  
December 31, 2012**

Offense Class	Race/Ethnicity	Female	Female Percent	Male	Male Percent	Total	Total Percent
ALCOHOL	ALASKA NATIVE	2	8.70%	3	13.04%	5	21.74%
	CAUCASIAN	2	8.70%	16	69.57%	18	78.26%
	<b>TOTAL</b>	<b>4</b>	<b>17.39%</b>	<b>19</b>	<b>82.61%</b>	<b>23</b>	<b>100.00%</b>
DRUGS	ALASKA NATIVE	0	0.00%	1	10.00%	1	10.00%
	BLACK	1	10.00%	1	10.00%	2	20.00%
	CAUCASIAN	1	10.00%	6	60.00%	7	70.00%
	<b>TOTAL</b>	<b>2</b>	<b>20.00%</b>	<b>8</b>	<b>80.00%</b>	<b>10</b>	<b>100.00%</b>
PAROLE/PROBATION	ALASKA NATIVE	2	6.90%	10	34.48%	12	41.38%
	ASIAN/PACIFIC ISLAND	0	0.00%	1	3.45%	1	3.45%
	BLACK	0	0.00%	2	6.90%	2	6.90%
	CAUCASIAN	0	0.00%	13	44.83%	13	44.83%
	HISPANIC/LATINO	0	0.00%	1	3.45%	1	3.45%
	<b>TOTAL</b>	<b>2</b>	<b>6.90%</b>	<b>27</b>	<b>93.10%</b>	<b>29</b>	<b>100.00%</b>
PERSON	ALASKA NATIVE	0	0.00%	19	24.36%	19	24.36%
	ASIAN/PACIFIC ISLAND	1	1.28%	3	3.85%	4	5.13%
	BLACK	0	0.00%	7	8.97%	7	8.97%
	CAUCASIAN	1	1.28%	46	58.97%	47	60.26%
	HISPANIC/LATINO	0	0.00%	1	1.28%	1	1.28%
	<b>TOTAL</b>	<b>2</b>	<b>2.56%</b>	<b>76</b>	<b>97.44%</b>	<b>78</b>	<b>100.00%</b>
PROPERTY	ALASKA NATIVE	0	0.00%	5	33.33%	5	33.33%
	BLACK	0	0.00%	2	13.33%	2	13.33%
	CAUCASIAN	1	6.67%	6	40.00%	7	46.67%
	UNKNOWN	1	6.67%	0	0.00%	1	6.67%
	<b>TOTAL</b>	<b>2</b>	<b>13.33%</b>	<b>13</b>	<b>86.67%</b>	<b>15</b>	<b>100.00%</b>
PUBLIC ORDER/ ADMINISTRATION	ALASKA NATIVE	0	0.00%	3	23.08%	3	23.08%
	CAUCASIAN	2	15.39%	8	61.54%	10	76.92%
	<b>TOTAL</b>	<b>2</b>	<b>15.39%</b>	<b>11</b>	<b>84.62%</b>	<b>13</b>	<b>100.00%</b>
SEX OFFENSE (REGISTERABLE)	ALASKA NATIVE	1	1.52%	23	34.85%	24	36.36%
	BLACK	0	0.00%	3	4.55%	3	4.55%
	CAUCASIAN	0	0.00%	38	57.58%	38	57.58%
	HISPANIC/LATINO	0	0.00%	1	1.52%	1	1.52%
	<b>TOTAL</b>	<b>1</b>	<b>1.52%</b>	<b>65</b>	<b>98.49%</b>	<b>66</b>	<b>100.00%</b>
TRANSPORTATION (TRAFFIC-RELATED OFFENSES)	ALASKA NATIVE	0	0.00%	1	100.00%	1	100.00%
	<b>TOTAL</b>	<b>0</b>	<b>0.00%</b>	<b>1</b>	<b>100.00%</b>	<b>1</b>	<b>100.00%</b>
WEAPONS	CAUCASIAN	0	0.00%	1	100.00%	1	100.00%
	<b>TOTAL</b>	<b>0</b>	<b>0.00%</b>	<b>1</b>	<b>100.00%</b>	<b>1</b>	<b>100.00%</b>

	Female	Female Percent	Male	Male Percent	Total	Total Percent
<b>TOTAL ALL</b>	<b>15</b>	<b>6.36%</b>	<b>221</b>	<b>93.64%</b>	<b>236</b>	<b>100.00%</b>

## Sex Offenders

**Notes:**

Includes information about all offenders in the ACOMS database who have listed as their most serious charge an offense that would unambiguously identify them as a registerable sex offender as specified under AS 12.63.100.

A small number of Native Americans who are not indigenous to Alaska are included in the Alaska Native category.

**Counts and Percents of Sex Offenders by Location and Offender Sex:  
December 31, 2012**

<b>In-State Institutions</b>	<b>Female</b>	<b>Female Percent of In-State Institutions</b>	<b>Male</b>	<b>Male Percent of In-State Institutions</b>	<b>Total</b>	<b>Percent of All Institutions</b>
ANCHORAGE CC-E	0	0.00%	23	6.71%	23	3.18%
ANCHORAGE CC-W	0	0.00%	40	11.66%	40	5.53%
ANVIL MTN CC	0	0.00%	8	2.33%	8	1.11%
FAIRBANKS CC	0	0.00%	4	1.17%	4	0.55%
GOOSE CREEK CC	0	0.00%	55	16.04%	55	7.60%
HILAND MTN CC	7	87.50%	0	0.00%	7	0.97%
KETCHIKAN CC	0	0.00%	2	0.58%	2	0.28%
LEMON CREEK CC	1	12.50%	40	11.66%	41	5.66%
MAT-SU PRETRIAL	0	0.00%	4	1.17%	4	0.55%
PALMER-MED CC	0	0.00%	41	11.95%	41	5.66%
PALMER-MIN CC	0	0.00%	23	6.71%	23	3.18%
SPRING CREEK CC	0	0.00%	49	14.29%	49	6.77%
WILDWOOD CC	0	0.00%	21	6.12%	21	2.90%
WILDWOOD PRETRIAL	0	0.00%	4	1.17%	4	0.55%
WILDWOOD TRANSITIONAL	0	0.00%	15	4.37%	15	2.07%
YUKON-KUSKOKWIM CC	0	0.00%	14	4.08%	14	1.93%
<b>TOTAL</b>	<b>8</b>	<b>100.00%</b>	<b>343</b>	<b>100.00%</b>	<b>351</b>	<b>48.48%</b>

<b>Out-of-State Institutions</b>	<b>Female</b>	<b>Female Percent of In-State Institutions</b>	<b>Male</b>	<b>Male Percent of In-State Institutions</b>	<b>Total</b>	<b>Percent of All Institutions</b>
COLORADO STATE PRISON	0	0.00%	1	0.27%	1	0.14%
FEDERAL BUREAU PRISONS	0	0.00%	1	0.27%	1	0.14%
HUDSON CF	0	0.00%	370	99.20%	370	51.11%
WASHINGTON STATE	0	0.00%	1	0.27%	1	0.14%
<b>TOTAL</b>	<b>0</b>	<b>0.00%</b>	<b>373</b>	<b>100.00%</b>	<b>373</b>	<b>51.52%</b>

	<b>Female</b>	<b>Female Percent of In-State Institutions</b>	<b>Male</b>	<b>Male Percent of In-State Institutions</b>	<b>Total</b>	<b>Percent of All Institutions</b>
<b>TOTAL</b>	<b>8</b>	<b>100.00%</b>	<b>716</b>	<b>100.00%</b>	<b>724</b>	<b>100.00%</b>



**Counts and Percents of Sex Offenders by Race/Ethnicity and Offender Sex:  
December 31, 2012**

Race/Ethnicity	Female	Female Percent	Male	Male Percent	Total	Total Percent
ALASKA NATIVE	3	37.50%	329	45.95%	332	45.86%
ASIAN/PACIFIC ISLAND	1	12.50%	16	2.23%	17	2.35%
BLACK	2	25.00%	49	6.84%	51	7.04%
CAUCASIAN	2	25.00%	294	41.06%	296	40.88%
HISPANIC/LATINO	0	0.00%	20	2.79%	20	2.76%
OTHER/UNKNOWN	0	0.00%	8	1.12%	8	1.10%
<b>TOTAL</b>	<b>8</b>	<b>100.00%</b>	<b>716</b>	<b>100.00%</b>	<b>724</b>	<b>100.00%</b>

**Counts and Percentages of Sex Offenders by Age Group and Offender Sex:  
December 31, 2012**

Age Group	Female	Female Percent	Male	Male Percent	Total	Total Percent
19 and under	0	0.00%	12	1.68%	12	1.66%
20-24	1	12.50%	97	13.55%	98	13.54%
25-29	1	12.50%	101	14.11%	102	14.09%
30-34	0	0.00%	76	10.61%	76	10.50%
35-39	2	25.00%	64	8.94%	66	9.12%
40-44	2	25.00%	74	10.34%	76	10.50%
45-49	0	0.00%	83	11.59%	83	11.46%
50-54	1	12.50%	83	11.59%	84	11.60%
55-59	0	0.00%	61	8.52%	61	8.43%
60-64	0	0.00%	28	3.91%	28	3.87%
65 and over	1	12.50%	37	5.17%	38	5.25%
<b>TOTAL</b>	<b>8</b>	<b>100.00%</b>	<b>716</b>	<b>100.00%</b>	<b>724</b>	<b>100.00%</b>

**Counts and Percentages of Sex Offenders by Length of Time from Admission and Offender Sex:  
December 31, 2012**

Months In	Female	Female Percent	Male	Male Percent	Total	Total Percent
6 months or less	3	37.50%	184	25.70%	187	25.83%
7 months - 12 months	0	0.00%	87	12.15%	87	12.02%
13 months - 24 months	0	0.00%	110	15.36%	110	15.19%
25 months - 36 months	2	25.00%	68	9.50%	70	9.67%
37 months or more	3	37.50%	267	37.29%	270	37.29%
<b>TOTAL</b>	<b>8</b>	<b>100.00%</b>	<b>716</b>	<b>100.00%</b>	<b>724</b>	<b>100.00%</b>

**Counts and Percentages of Sex Offenders by Offense Level and Offender Sex:  
December 31, 2012**

Offense Level	Female	Female Percent	Male	Male Percent	Total	Total Percent
Felony	8	100.00%	705	98.46%	713	98.48%
Misdemeanor	0	0.00%	11	1.54%	11	1.52%
<b>Total</b>	<b>8</b>	<b>100.00%</b>	<b>716</b>	<b>100.00%</b>	<b>724</b>	<b>100.00%</b>

**Counts of Offenses for Sex Offenders by Offense Description, and Offender Sex:  
December 31, 2012**

Offense Description	Female	Female Percent	Male	Male Percent	Total	Total Percent
ATTEMPTED INDECENT EXPOSURE	0	0.00%	1	0.14%	1	0.14%
ATTEMPTED SEX ABUSE 1	0	0.00%	21	2.93%	21	2.90%
ATTEMPTED SEX ABUSE MINOR 2	0	0.00%	34	4.75%	34	4.70%
ATTEMPTED SEX ABUSE MINOR 3	0	0.00%	3	0.42%	3	0.41%
ATTEMPTED SEX ASSAULT 1	0	0.00%	11	1.54%	11	1.52%
ATTEMPTED SEX ASSAULT 2	0	0.00%	18	2.51%	18	2.49%
ATTEMPTED SEX ASSAULT 3	0	0.00%	2	0.28%	2	0.28%
ATTEMPTED SEX SEX ABUSE MINOR 2	0	0.00%	1	0.14%	1	0.14%
DISTRIBUTE CHILD PORNOGRAPHY	0	0.00%	10	1.40%	10	1.38%
EXPLOITATION OF A MINOR	0	0.00%	2	0.28%	2	0.28%
INCEST	0	0.00%	4	0.56%	4	0.55%
INDECENT EXPOSURE 1	0	0.00%	1	0.14%	1	0.14%
INDECENT EXPOSURE 2	0	0.00%	5	0.70%	5	0.69%
ONLINE ENTICEMENT OF A MINOR BY SX OFNDR	0	0.00%	1	0.14%	1	0.14%
POSSESS CHILD PORNOGRAPHY	0	0.00%	30	4.19%	30	4.14%
SEX ABUSE MINOR 1	2	25.00%	139	19.41%	141	19.48%
SEX ABUSE MINOR 2	3	37.50%	164	22.91%	167	23.07%
SEX ABUSE MINOR 3	0	0.00%	12	1.68%	12	1.66%
SEX ABUSE MINOR 4	0	0.00%	1	0.14%	1	0.14%
SEX ASSAULT 1	3	37.50%	146	20.39%	149	20.58%
SEX ASSAULT 2	0	0.00%	89	12.43%	89	12.29%
SEX ASSAULT 3	0	0.00%	21	2.93%	21	2.90%
<b>TOTAL</b>	<b>8</b>	<b>100.00%</b>	<b>716</b>	<b>100.00%</b>	<b>724</b>	<b>100.00%</b>

# Substance Abusers

**Notes:**

Includes information about all offenders in the ACOMS database who have listed as their most serious charge an offense related to alcohol or drugs.

A small number of Native Americans who are not indigenous to Alaska are included in the Alaska Native category.

**Counts of Offenses for Substance Abuse Offenders by Location, and Offender Sex:  
December 31, 2012**

	<b>Alcohol</b>		
<b>In-State Institutions</b>	<b>Female</b>	<b>Male</b>	<b>Total</b>
ANCHORAGE CC-E	3	30	33
ANCHORAGE CC-W	0	20	20
ANVIL MTN CC	2	9	11
FAIRBANKS CC	10	39	49
GOOSE CREEK CC	0	26	26
HILAND MTN CC	34	0	34
KETCHIKAN CC	0	2	2
LEMON CREEK CC	2	11	13
MAT-SU PRETRIAL	1	14	15
PALMER-MED CC	0	30	30
PALMER-MIN CC	0	31	31
PT. MACKENZIE CF	0	1	1
SPRING CREEK CC	0	5	5
WILDWOOD CC	0	21	21
WILDWOOD PRETRIAL	8	10	18
WILDWOOD TRANSITIONAL	0	12	12
YUKON-KUSKOKWIM CC	0	16	16
<b>TOTAL</b>	<b>60</b>	<b>277</b>	<b>337</b>

	<b>Drugs</b>		
	<b>Female</b>	<b>Male</b>	<b>Total</b>
	2	29	31
	0	36	36
	0	2	2
	1	17	18
	0	22	22
	82	0	82
	2	8	10
	5	18	23
	1	10	11
	0	25	25
	0	20	20
	0	3	3
	0	14	14
	0	20	20
	5	8	13
	0	5	5
	1	2	3
	<b>99</b>	<b>239</b>	<b>338</b>

	<b>Alcohol &amp; Drugs</b>		
	<b>Female</b>	<b>Male</b>	<b>Total</b>
	5	59	64
	0	56	56
	2	11	13
	11	56	67
	0	48	48
	116	0	116
	2	10	12
	7	29	36
	2	24	26
	0	55	55
	0	51	51
	0	4	4
	0	19	19
	0	41	41
	13	18	31
	0	17	17
	1	18	19
	<b>159</b>	<b>516</b>	<b>675</b>

	<b>Alcohol</b>		
<b>Out-of-State Institutions</b>	<b>Female</b>	<b>Male</b>	<b>Total</b>
HUDSON CF	0	42	42
<b>TOTAL</b>	<b>0</b>	<b>42</b>	<b>42</b>

	<b>Drugs</b>		
	<b>Female</b>	<b>Male</b>	<b>Total</b>
	0	63	63
	<b>0</b>	<b>63</b>	<b>63</b>

	<b>Alcohol &amp; Drugs</b>		
	<b>Female</b>	<b>Male</b>	<b>Total</b>
	0	105	105
	<b>0</b>	<b>105</b>	<b>105</b>

	<b>Alcohol</b>		
<b>CRC's</b>	<b>Female</b>	<b>Male</b>	<b>Total</b>
AKEELA HOUSE	1	0	1
CHANLYUT	0	0	0
CLITHEROE	1	0	1
CORDOVA CTR	0	36	36
GLACIER MANOR	1	6	7
GLENNWOOD CTR	6	5	11
MIDTOWN CTR	9	0	9
NORTH STAR CTR	5	25	30
PARKVIEW	0	11	11
SEASIDE	0	0	0
TUNDRA CTR	1	4	5
<b>TOTAL</b>	<b>24</b>	<b>87</b>	<b>111</b>

	<b>Drugs</b>		
	<b>Female</b>	<b>Male</b>	<b>Total</b>
	1	1	2
	0	0	0
	1	0	1
	0	11	11
	3	10	13
	1	8	9
	5	1	6
	3	12	15
	0	8	8
	0	0	0
	0	0	0
	<b>14</b>	<b>51</b>	<b>65</b>

	<b>Alcohol &amp; Drugs</b>		
	<b>Female</b>	<b>Male</b>	<b>Total</b>
	2	1	3
	0	0	0
	2	0	2
	0	47	47
	4	16	20
	7	13	20
	14	1	15
	8	37	45
	0	19	19
	0	0	0
	1	4	5
	<b>38</b>	<b>138</b>	<b>176</b>

	<b>Alcohol</b>		
<b>Special Offsite Programs</b>	<b>Female</b>	<b>Male</b>	<b>Total</b>
ANCHORAGE EM	22	45	67
FAIRBANKS EM	2	14	16
JUNEAU EM	1	7	8
KENAI EM	1	2	3
KETCHIKAN EM	0	1	1
PALMER EM	10	18	28
SITKA EM	0	1	1
<b>TOTAL</b>	<b>36</b>	<b>88</b>	<b>124</b>

	<b>Drugs</b>		
	<b>Female</b>	<b>Male</b>	<b>Total</b>
	14	21	35
	2	4	6
	2	6	8
	0	0	0
	0	0	0
	2	7	9
	0	0	0
	<b>20</b>	<b>38</b>	<b>58</b>

	<b>Alcohol &amp; Drugs</b>		
	<b>Female</b>	<b>Male</b>	<b>Total</b>
	36	66	102
	4	18	22
	3	13	16
	1	2	3
	0	1	1
	12	25	37
	0	1	1
	<b>56</b>	<b>126</b>	<b>182</b>

	<b>Alcohol</b>		
	<b>Female</b>	<b>Male</b>	<b>Total</b>
<b>TOTAL ALL</b>	<b>120</b>	<b>494</b>	<b>614</b>

	<b>Drugs</b>		
	<b>Female</b>	<b>Male</b>	<b>Total</b>
	<b>133</b>	<b>391</b>	<b>524</b>

	<b>Alcohol &amp; Drugs</b>		
	<b>Female</b>	<b>Male</b>	<b>Total</b>
	<b>253</b>	<b>885</b>	<b>1,138</b>

**Counts and Percentages of Substance Abuse Offenders by Race/Ethnicity and Offender Sex:  
December 31, 2012**

Race/Ethnicity	Sex	Alcohol		Drugs		Alcohol & Drugs	
		Count	Percent	Count	Percent	Count	Percent
ALASKA NATIVE	Female	38	19.49%	26	35.62%	64	23.88%
	Male	157	80.51%	47	64.38%	204	76.12%
	<b>Total</b>	<b>195</b>	<b>100.00%</b>	<b>73</b>	<b>100.00%</b>	<b>268</b>	<b>100.00%</b>
ASIAN/PACIFIC ISLAND	Female	3	16.67%	3	20.00%	6	18.18%
	Male	15	83.33%	12	80.00%	27	81.82%
	<b>Total</b>	<b>18</b>	<b>100.00%</b>	<b>15</b>	<b>100.00%</b>	<b>33</b>	<b>100.00%</b>
BLACK	Female	7	22.58%	8	12.31%	15	15.63%
	Male	24	77.42%	57	87.69%	81	84.38%
	<b>Total</b>	<b>31</b>	<b>100.00%</b>	<b>65</b>	<b>100.00%</b>	<b>96</b>	<b>100.00%</b>
CAUCASIAN	Female	66	19.24%	93	26.50%	159	22.91%
	Male	277	80.76%	258	73.50%	535	77.09%
	<b>Total</b>	<b>343</b>	<b>100.00%</b>	<b>351</b>	<b>100.00%</b>	<b>694</b>	<b>100.00%</b>
HISPANIC/LATINO	Female	4	21.05%	1	5.88%	5	13.89%
	Male	15	78.95%	16	94.12%	31	86.11%
	<b>Total</b>	<b>19</b>	<b>100.00%</b>	<b>17</b>	<b>100.00%</b>	<b>36</b>	<b>100.00%</b>
OTHER	Male	2	100.00%	0	0.00%	2	100.00%
	<b>Total</b>	<b>2</b>	<b>100.00%</b>	<b>0</b>	<b>0.00%</b>	<b>2</b>	<b>100.00%</b>
UNKNOWN	Female	2	33.33%	2	66.67%	4	44.44%
	Male	4	66.67%	1	33.33%	5	55.56%
	<b>Total</b>	<b>6</b>	<b>100.00%</b>	<b>3</b>	<b>100.00%</b>	<b>9</b>	<b>100.00%</b>
		<b>Alcohol</b>		<b>Drugs</b>		<b>Alcohol &amp; Drugs</b>	
		<b>Count</b>	<b>Percent</b>	<b>Count</b>	<b>Percent</b>	<b>Count</b>	<b>Percent</b>
<b>TOTAL ALL</b>	Female	139	22.64%	150	28.63%	289	25.40%
	Male	494	80.46%	391	74.62%	885	77.77%
	<b>Total</b>	<b>614</b>	<b>100.00%</b>	<b>524</b>	<b>100.00%</b>	<b>1,138</b>	<b>100.00%</b>

**Counts and Percentages of Substance Abuse Offenders by Age Group and Offender Sex:  
December 31, 2012**

Age Group	Sex	Alcohol		Drugs		Drugs & Alcohol	
		Alcohol Count	Alcohol Percent	Drug Count	Drug Percent	Count	Percent
19 and under	Female	5	50.00%	1	33.33%	6	46.15%
	Male	5	50.00%	2	66.67%	7	53.85%
	<b>Total</b>	<b>10</b>	<b>100.00%</b>	<b>3</b>	<b>100.00%</b>	<b>13</b>	<b>100.00%</b>
20-24	Female	8	14.55%	26	35.14%	34	26.36%
	Male	47	85.46%	48	64.87%	95	73.64%
	<b>Total</b>	<b>55</b>	<b>100.00%</b>	<b>74</b>	<b>100.00%</b>	<b>129</b>	<b>100.00%</b>
25-29	Female	17	15.60%	29	23.58%	46	19.83%
	Male	92	84.40%	94	76.42%	186	80.17%
	<b>Total</b>	<b>109</b>	<b>100.00%</b>	<b>123</b>	<b>100.00%</b>	<b>232</b>	<b>100.00%</b>
30-34	Female	28	28.87%	21	21.88%	49	25.39%
	Male	69	71.13%	75	78.13%	144	74.61%
	<b>Total</b>	<b>97</b>	<b>100.00%</b>	<b>96</b>	<b>100.00%</b>	<b>193</b>	<b>100.00%</b>
35-39	Female	20	24.69%	17	25.37%	37	25.00%
	Male	61	75.31%	50	74.63%	111	75.00%
	<b>Total</b>	<b>81</b>	<b>100.00%</b>	<b>67</b>	<b>100.00%</b>	<b>148</b>	<b>100.00%</b>
40-44	Female	9	14.06%	13	25.49%	22	19.13%
	Male	55	85.94%	38	74.51%	93	80.87%
	<b>Total</b>	<b>64</b>	<b>100.00%</b>	<b>51</b>	<b>100.00%</b>	<b>115</b>	<b>100.00%</b>
45-49	Female	14	20.29%	13	26.53%	27	22.88%
	Male	55	79.71%	36	73.47%	91	77.12%
	<b>Total</b>	<b>69</b>	<b>100.00%</b>	<b>49</b>	<b>100.00%</b>	<b>118</b>	<b>100.00%</b>
50-54	Female	13	18.06%	10	26.32%	23	20.91%
	Male	59	81.94%	28	73.68%	87	79.09%
	<b>Total</b>	<b>72</b>	<b>100.00%</b>	<b>38</b>	<b>100.00%</b>	<b>110</b>	<b>100.00%</b>
55-59	Female	3	8.57%	1	7.69%	4	8.33%
	Male	32	91.43%	12	92.31%	44	91.67%
	<b>Total</b>	<b>35</b>	<b>100.00%</b>	<b>13</b>	<b>100.00%</b>	<b>48</b>	<b>100.00%</b>
60-64	Female	2	11.11%	1	33.33%	3	14.29%
	Male	16	88.89%	2	66.67%	18	85.71%
	<b>Total</b>	<b>18</b>	<b>100.00%</b>	<b>3</b>	<b>100.00%</b>	<b>21</b>	<b>100.00%</b>
65 and over	Female	1	25.00%	1	14.29%	2	18.18%
	Male	3	75.00%	6	85.71%	9	81.82%
	<b>Total</b>	<b>4</b>	<b>100.00%</b>	<b>7</b>	<b>100.00%</b>	<b>11</b>	<b>100.00%</b>
		<b>Alcohol</b>		<b>Drugs</b>		<b>Drugs &amp; Alcohol</b>	
		<b>Alcohol Count</b>	<b>Alcohol Percent</b>	<b>Drug Count</b>	<b>Drug Percent</b>	<b>Count</b>	<b>Percent</b>
<b>TOTAL ALL</b>	Female	120	19.54%	133	25.38%	253	22.23%
	Male	494	80.46%	391	74.62%	885	77.77%
	<b>Total</b>	<b>614</b>	<b>100.00%</b>	<b>524</b>	<b>100.00%</b>	<b>1,138</b>	<b>100.00%</b>

### Counts and Percentages of Substance Abuse Offenders by Length of Time from Admission and Offender Sex:

December 31, 2012

Months In	Sex	Alcohol		Drugs		Drugs & Alcohol	
		Alcohol Count	Alcohol Percent	Drug Count	Drug Percent	Count	Percent
6 months or less	Female	90	21.23%	82	29.18%	172	24.40%
	Male	334	78.77%	199	70.82%	533	75.60%
	<b>Total</b>	<b>424</b>	<b>100.00%</b>	<b>281</b>	<b>100.00%</b>	<b>705</b>	<b>100.00%</b>
7 months - 12 months	Female	14	17.28%	18	21.69%	32	19.51%
	Male	67	82.72%	65	78.31%	132	80.49%
	<b>Total</b>	<b>81</b>	<b>100.00%</b>	<b>83</b>	<b>100.00%</b>	<b>164</b>	<b>100.00%</b>
13 months - 24 months	Female	9	12.33%	22	24.72%	31	19.14%
	Male	64	87.67%	67	75.28%	131	80.86%
	<b>Total</b>	<b>73</b>	<b>100.00%</b>	<b>89</b>	<b>100.00%</b>	<b>162</b>	<b>100.00%</b>
25 months - 36 months	Female	3	12.50%	8	24.24%	11	19.30%
	Male	21	87.50%	25	75.76%	46	80.70%
	<b>Total</b>	<b>24</b>	<b>100.00%</b>	<b>33</b>	<b>100.00%</b>	<b>57</b>	<b>100.00%</b>
37 months or more	Female	4	33.33%	3	7.90%	7	14.00%
	Male	8	66.67%	35	92.11%	43	86.00%
	<b>Total</b>	<b>12</b>	<b>100.00%</b>	<b>38</b>	<b>100.00%</b>	<b>50</b>	<b>100.00%</b>

	Sex	Alcohol		Drugs		Drugs & Alcohol	
		Alcohol Count	Alcohol Percent	Drug Count	Drug Percent	Count	Percent
<b>TOTAL ALL</b>	Female	120	19.54%	133	25.38%	253	22.23%
	Male	494	80.46%	391	74.62%	885	77.77%
	<b>Total</b>	<b>614</b>	<b>100.00%</b>	<b>524</b>	<b>100.00%</b>	<b>1,138</b>	<b>100.00%</b>

### Counts and Percentages of Substance Abuse Offenders by Offense Level and Offender Sex:

December 31, 2012

Offense Level	Sex	Alcohol		Drugs		Drugs and Alcohol	
		Alcohol Count	Alcohol Percent	Drug Count	Drug Percent	Count	Percent
Felony	Female	51	15.64%	133	26.71%	184	22.33%
	Male	275	84.36%	365	73.29%	640	77.67%
	<b>Total</b>	<b>326</b>	<b>100.00%</b>	<b>498</b>	<b>100.00%</b>	<b>824</b>	<b>100.00%</b>
Misdemeanor	Female	67	23.76%	23	100.00%	67	21.97%
	Male	215	76.24%	23	100.00%	238	78.03%
	<b>Total</b>	<b>282</b>	<b>100.00%</b>	<b>23</b>	<b>100.00%</b>	<b>305</b>	<b>100.00%</b>
Violation	Female	2	33.33%	3	100.00%	2	22.22%
	Male	4	66.67%	3	100.00%	7	77.78%
	<b>Total</b>	<b>6</b>	<b>100.00%</b>	<b>3</b>	<b>100.00%</b>	<b>9</b>	<b>100.00%</b>

	Sex	Alcohol		Drugs		Drugs and Alcohol	
		Alcohol Count	Alcohol Percent	Drug Count	Drug Percent	Count	Percent
<b>TOTAL ALL</b>	Female	120	19.54%	159	30.34%	253	22.23%
	Male	494	80.46%	391	74.62%	885	77.77%
	<b>Total</b>	<b>614</b>	<b>100.00%</b>	<b>524</b>	<b>100.00%</b>	<b>1,138</b>	<b>100.00%</b>

**Counts of Offenses for Substance Abuse Offenders by Offense  
Description, and Offender Sex:  
December 31, 2012**

<b>Alcohol</b>	<b>Female</b>	<b>Male</b>	<b>Total</b>
DRIVING WHILE INTOXICATED	64	197	261
DRUNK PERSON ON LICENSED PREMISES	1	1	2
DWI - INFLUENCE OF LIQUOR OR DRUGS	0	1	1
FELONY DWI - 2+ PRIORS W/IN 5 YRS	48	265	313
FURNISH ALCOHOL TO MINOR	0	10	10
IMPORTATION OF ALCOHOL	3	6	9
MANUFACTURE, SELL, OFFER FOR SALE	0	1	1
MINOR CONSUMING/POSSESSING ALCOHOL	3	6	9
REFUSE TO SUBMIT TO CHEMICAL TEST	1	5	6
SELL ALCOHOL W/O LICENSE - DRY AREA	0	2	2
<b>TOTAL</b>	<b>120</b>	<b>494</b>	<b>614</b>

<b>Drugs</b>	<b>Female</b>	<b>Male</b>	<b>Total</b>
ATTEMPTED MICS 2	14	31	45
ATTEMPTED MICS 3	2	4	6
ATTEMPTED MICS 4	0	15	15
CNTRLD SUBS 4-OBTAIN BY MISREP	0	1	1
MISCONDUCT-CNTRLD SUBSTANCE 1	1	3	4
MISCONDUCT-CNTRLD SUBSTANCE 2	37	94	131
MISCONDUCT-CNTRLD SUBSTANCE 3	25	88	113
MISCONDUCT-CNTRLD SUBSTANCE 4	54	143	197
MISCONDUCT-CNTRLD SUBSTANCE 5	0	4	4
MISCONDUCT-CNTRLD SUBSTANCE 6	0	7	7
POSSESS IMITATION CONTR SUBST	0	1	1
<b>TOTAL</b>	<b>133</b>	<b>391</b>	<b>524</b>

	<b>Female</b>	<b>Male</b>	<b>Total</b>
<b>TOTAL ALL</b>	<b>253</b>	<b>885</b>	<b>1,138</b>



# Long-Term Offenders

**Notes:**

Includes information about all offenders in the ACOMS database who have been in continuous DOC custody for ten (10) years or more.

Alaska Native race category includes a small number of Native Americans not indigenous to Alaska.

**Counts and Percentages of Long-Term Offenders by Location and Offender Sex:  
December 31, 2012**

In-State	Female	Female Percent	Male	Male Percent	Total	Total Percent
ANCHORAGE CC-E	0	0.00%	5	4.24%	5	3.88%
ANCHORAGE CC-W	0	0.00%	9	7.63%	9	6.98%
GOOSE CREEK CC	0	0.00%	26	22.03%	26	20.16%
HILAND MTN CC	11	100.00%	0	0.00%	11	8.53%
LEMON CREEK CC	0	0.00%	7	5.93%	7	5.43%
PALMER-MED CC	0	0.00%	11	9.32%	11	8.53%
PALMER-MIN CC	0	0.00%	3	2.54%	3	2.33%
SPRING CREEK CC	0	0.00%	51	43.22%	51	39.54%
WILDWOOD CC	0	0.00%	2	1.70%	2	1.55%
WILDWOOD TRANSITIONAL	0	0.00%	3	2.54%	3	2.33%
YUKON-KUSKOKWIM CC	0	0.00%	1	0.85%	1	0.78%
<b>TOTAL</b>	<b>11</b>	<b>100.00%</b>	<b>118</b>	<b>100.00%</b>	<b>129</b>	<b>100.00%</b>

Out-of-State	Female	Female Percent	Male	Male Percent	Total	Total Percent
COLORADO STATE PRISON	1	50.00%	1	0.49%	2	0.98%
FEDERAL BUREAU PRISONS	1	50.00%	7	3.45%	8	3.90%
HUDSON CF	0	0.00%	195	96.06%	195	95.12%
<b>TOTAL</b>	<b>2</b>	<b>100.00%</b>	<b>203</b>	<b>100.00%</b>	<b>205</b>	<b>100.00%</b>

Special Offsite Programs	Female	Female Percent	Male	Male Percent	Total	Total Percent
ANCHORAGE EM	0	0.00%	1	50.00%	1	50.00%
FAIRBANKS EM	0	0.00%	0	0.00%	0	0.00%
JUNEAU EM	0	0.00%	1	50.00%	1	50.00%
KENAI EM	0	0.00%	0	0.00%	0	0.00%
KETCHIKAN EM	0	0.00%	0	0.00%	0	0.00%
PALMER EM	0	0.00%	0	0.00%	0	0.00%
SITKA EM	0	0.00%	0	0.00%	0	0.00%
<b>TOTAL</b>	<b>0</b>	<b>0.00%</b>	<b>2</b>	<b>100.00%</b>	<b>2</b>	<b>100.00%</b>

	Female	Female Percent	Male	Male Percent	Total	Total Percent
<b>TOTAL ALL</b>	<b>13</b>	<b>3.87%</b>	<b>323</b>	<b>96.13%</b>	<b>336</b>	<b>100.00%</b>

Note: Location of long-term offenders is where the offender was located on December 31st and may not necessarily be where the offender spent most of their incarceration time.

**Counts of Long-Term Offenders by Offense Level and Offender Sex:  
December 31, 2012**

Offense Level	Female	Female Percent	Male	Male Percent	Total	Total Percent
Felony	13	100.00%	323	100.00%	336	100.00%
Misdemeanor	0	0.00%	0	0.00%	0	0.00%
<b>Total</b>	<b>13</b>	<b>100.00%</b>	<b>323</b>	<b>100.00%</b>	<b>336</b>	<b>100.00%</b>

**Counts and Percentages of Long-Term Offenders by Age Group and Offender Sex:  
December 31, 2012**

Age Group	Female	Female Percent	Male	Male Percent	Total	Total Percent
30-34	0	7.14%	37	10.91%	37	10.73%
35-39	1	14.29%	32	11.27%	33	11.42%
40-44	2	7.14%	43	11.27%	45	11.07%
45-49	4	28.57%	44	18.91%	48	19.38%
50-54	5	35.71%	63	19.27%	68	20.07%
55-59	1	0.00%	45	12.36%	46	11.76%
60-64	0	0.00%	24	6.91%	24	6.57%
65 and over	0	7.14%	35	7.64%	35	7.61%
<b>TOTAL</b>	<b>13</b>	<b>100.00%</b>	<b>323</b>	<b>100.00%</b>	<b>336</b>	<b>100.00%</b>

**Counts of Long-Term Offenders by Length of Time from Admission and Offender Sex:  
December 31, 2012**

Length of Time From Admission (years)	Females	Female Percent	Males	Male Percent	Total	Total Percent
10 to 14	6	46.15%	174	53.87%	180	53.57%
15 to 19	2	15.38%	69	21.36%	71	21.13%
20 to 24	1	7.69%	37	11.46%	38	11.31%
25 and over	4	30.77%	43	13.31%	47	13.99%
<b>Total</b>	<b>13</b>	<b>100.00%</b>	<b>323</b>	<b>100.00%</b>	<b>336</b>	<b>100.00%</b>

**Counts of Long-Term Offenders by Race/Ethnicity and Offender Sex:  
December 31, 2012**

Race/Ethnicity	Females	Female Percent	Males	Male Percent	Total	Total Percent
AK NATIVE	2	15.38%	108	33.44%	110	32.74%
ASIAN/PACIFIC ISLAND	0	0.00%	9	2.79%	9	2.68%
BLACK	1	7.69%	37	11.46%	38	11.31%
CAUCASIAN	9	69.23%	160	49.54%	169	50.30%
HISPANIC/LATINO	1	7.69%	9	2.79%	10	2.98%
<b>TOTAL</b>	<b>13</b>	<b>100.00%</b>	<b>323</b>	<b>100.00%</b>	<b>336</b>	<b>100.00%</b>

**Counts of Offenses for Long-Term Offenders by Offense Class, Offense Description,  
and Offender Sex:  
December 31, 2012**

Offense Class	Offense Description	Female	Male	Total
DRUGS	MISCONDUCT-CNTRLD SUBSTANCE 1	0	1	1
	MISCONDUCT-CNTRLD SUBSTANCE 2	0	1	1
	MISCONDUCT-CNTRLD SUBSTANCE 4	0	1	1
	<b>TOTAL</b>	<b>0</b>	<b>3</b>	<b>3</b>
PAROLE/PROBATION	PAROLE VIOLATION	0	2	2
	PROBATION VIOLATION	0	2	2
	<b>TOTAL</b>	<b>0</b>	<b>4</b>	<b>4</b>
PERSON	ASSAULT 1	0	5	5
	ASSAULT 2	0	2	2
	ASSAULT 3	0	3	3
	ATTEMPTED ASSAULT 1	0	1	1
	ATTEMPTED MURDER 1	0	17	17
	CONSPIRACY TO MURDER 1	0	1	1
	CRIMINALLY NEGLIGENT HOMICIDE	0	1	1
	ENDANGER VULNERABLE ADULT 1	0	1	1
	KIDNAPPING	1	6	7
	MURDER 1	5	117	122
	MURDER 2	5	77	82
	ROBBERY 1	0	4	4
	<b>TOTAL</b>	<b>11</b>	<b>235</b>	<b>246</b>
PROPERTY	ARSON 1	0	1	1
	BURGLARY 1	0	3	3
	THEFT 1	0	1	1
	VEHICLE THEFT 1	0	1	1
	<b>TOTAL</b>	<b>0</b>	<b>6</b>	<b>6</b>
PUBLIC ORDER/ ADMINISTRATION	ESCAPE 1	0	1	1
	ESCAPE 2	0	2	2
	PERJURY	0	2	2
	PROMOTING CONTRABAND 1	0	1	1
	TAMPERING W/ PHYSICAL EVIDENCE	1	1	2
	TERRORISTIC THREATENING	0	2	2
	<b>TOTAL</b>	<b>1</b>	<b>9</b>	<b>10</b>
SEX OFFENSE (REGISTERABLE)	ATTEMPTED SEX ABUSE I	0	3	3
	ATTEMPTED SEX ASSAULT 1	0	1	1
	SEX ABUSE MINOR 1	1	11	12
	SEX ABUSE MINOR 2	0	1	1
	SEX ASSAULT 1	0	44	44
	SEX ASSAULT 2	0	2	2
	SEX ASSAULT 3	0	1	1
	<b>TOTAL</b>	<b>1</b>	<b>63</b>	<b>64</b>
WEAPONS	MISCONDUCT INVOLVING WPNS 3	0	3	3
	<b>TOTAL</b>	<b>0</b>	<b>3</b>	<b>3</b>
		<b>Female</b>	<b>Male</b>	<b>Total</b>
<b>TOTAL ALL</b>		<b>13</b>	<b>323</b>	<b>336</b>

## Probation and Parole

**Notes:**

Includes information about all probationers and parolees under the supervision of the Division of Probation and Parole who are entered into the ACOMS database.

Consists of a snapshot of probationers and parolees entered into the ACOMS database on or before December 31, 2012.

Alaska Native race category includes a small number of Native Americans not indigenous to Alaska.

**Counts and Percentages of Probationers/Parolees Under Supervision by Supervising Authority  
and by Sex:  
December 31, 2012**

Office	Female	Female Percent	Male	Male Percent	Total	Total Percent
ANCHORAGE	697	52.33%	2,463	51.20%	3,160	51.44%
BARROW	12	0.90%	67	1.39%	79	1.29%
BETHEL	24	1.80%	272	5.65%	296	4.82%
DILLINGHAM	17	1.28%	58	1.21%	75	1.22%
FAIRBANKS	139	10.44%	521	10.83%	660	10.74%
JUNEAU	57	4.28%	195	4.05%	252	4.10%
KENAI	122	9.16%	377	7.84%	499	8.12%
KETCHIKAN	35	2.63%	75	1.56%	110	1.79%
KODIAK	24	1.80%	76	1.58%	100	1.63%
KOTZEBUE	9	0.68%	52	1.08%	61	0.99%
NOME	19	1.43%	56	1.16%	75	1.22%
PALMER	167	12.54%	552	11.47%	719	11.70%
SITKA	10	0.75%	47	0.98%	57	0.93%
<b>TOTAL</b>	<b>1,332</b>	<b>100.00%</b>	<b>4,811</b>	<b>100.00%</b>	<b>6,143</b>	<b>100.00%</b>

**Counts and Percentages of Probationers/Parolees by Race/Ethnicity by Sex:  
December 31, 2012**

Race/Ethnicity	Females	Female Percent	Males	Male Percent	Total	Total Percent
AK NATIVE	315	23.65%	1,265	26.29%	1,580	25.72%
ASIAN/PACIFIC ISLAND	54	4.05%	257	5.34%	311	5.06%
BLACK	94	7.06%	458	9.52%	552	8.99%
CAUCASIAN	808	60.66%	2,641	54.90%	3,449	56.15%
HISPANIC/LATINO	23	1.73%	143	2.97%	166	2.70%
OTHER	2	0.15%	4	0.08%	6	0.10%
UNKNOWN	36	2.70%	43	0.89%	79	1.29%
<b>TOTAL</b>	<b>1,332</b>	<b>100.00%</b>	<b>4,811</b>	<b>100.00%</b>	<b>6,143</b>	<b>100.00%</b>

**Counts and Percentages of Probationers/Parolees by Age Group by Sex:  
December 31, 2012**

Age Group	Female	Female Percent	Male	Male Percent	Total	Total Percent
19 and under	11	0.83%	48	1.00%	59	0.96%
20-24	183	13.74%	717	14.90%	900	14.65%
25-29	277	20.80%	973	20.22%	1,250	20.35%
30-34	215	16.14%	807	16.77%	1,022	16.64%
35-39	191	14.34%	527	10.95%	718	11.69%
40-44	154	11.56%	478	9.94%	632	10.29%
45-49	132	9.91%	485	10.08%	617	10.04%
50-54	90	6.76%	364	7.57%	454	7.39%
55-59	48	3.60%	216	4.49%	264	4.30%
60-64	24	1.80%	127	2.64%	151	2.46%
65 and over	7	0.53%	69	1.43%	76	1.24%
<b>Total</b>	<b>1,332</b>	<b>100.00%</b>	<b>4,811</b>	<b>100.00%</b>	<b>6,143</b>	<b>100.00%</b>

## Alaska Census Population

**Notes:**

Population counts for 2012 are based on 2010 U.S. Census and are compiled by the Alaska Department of Labor and Workforce Development - Research and Analysis Section

## Alaska Population by Age and Sex, 2012\*

Age	Total	Male	Female
<b>Total</b>	<b>732,298</b>	<b>379,494</b>	<b>352,804</b>
0	10,595	5,358	5,237
1	10,927	5,606	5,321
2	10,954	5,623	5,331
3	11,108	5,822	5,286
4	11,140	5,751	5,389
5	11,110	5,667	5,443
6	10,575	5,485	5,090
7	10,437	5,346	5,091
8	10,489	5,378	5,111
9	10,181	5,167	5,014
10	10,275	5,257	5,018
11	10,399	5,360	5,039
12	10,422	5,378	5,044
13	10,220	5,219	5,001
14	10,033	5,161	4,872
15	10,228	5,270	4,958
16	10,119	5,280	4,839
17	10,188	5,283	4,905
18	9,950	5,227	4,723
19	9,310	5,039	4,271
20	10,644	5,717	4,927
21	11,018	6,121	4,897
22	11,516	6,230	5,286
23	11,201	5,951	5,250
24	11,406	5,982	5,424
25	11,594	6,248	5,346
26	11,786	6,284	5,502
27	11,532	5,906	5,626
28	11,405	5,952	5,453
29	11,534	6,027	5,507
30	11,674	6,181	5,493
31	10,826	5,654	5,172
32	10,655	5,421	5,234
33	9,867	5,143	4,724
34	9,473	4,883	4,590
35	9,897	5,105	4,792
36	8,853	4,593	4,260
37	9,017	4,621	4,396
38	8,801	4,614	4,187
39	8,841	4,439	4,402
40	9,504	4,885	4,619
41	9,623	4,984	4,639
42	9,649	5,041	4,608
43	9,360	4,888	4,472
44	8,879	4,658	4,221
45	9,571	4,900	4,671
46	9,587	4,940	4,647
47	9,873	5,139	4,734

Age	Total	Male	Female
48	10,332	5,384	4,948
49	10,957	5,678	5,279
50	11,748	6,128	5,620
51	11,268	5,793	5,475
52	11,301	5,973	5,328
53	10,930	5,606	5,324
54	11,212	5,774	5,438
55	11,428	5,906	5,522
56	10,745	5,505	5,240
57	10,727	5,495	5,232
58	10,513	5,528	4,985
59	10,084	5,377	4,707
60	9,575	5,047	4,528
61	8,638	4,623	4,015
62	8,285	4,419	3,866
63	7,557	3,965	3,592
64	6,920	3,619	3,301
65	7,130	3,912	3,218
66	5,049	2,639	2,410
67	4,898	2,571	2,327
68	4,821	2,517	2,304
69	4,494	2,343	2,151
70	3,938	1,971	1,967
71	3,464	1,805	1,659
72	2,970	1,525	1,445
73	2,609	1,344	1,265
74	2,584	1,287	1,297
75	2,310	1,144	1,166
76	2,074	1,042	1,032
77	1,963	940	1,023
78	1,784	825	959
79	1,692	762	930
80	1,520	718	802
81	1,471	656	815
82	1,385	598	787
83	1,210	530	680
84	1,018	423	595
85	901	361	540
86	860	340	520
87	687	241	446
88	604	214	390
89	585	206	379
90+	1,811	576	1,235

<b>Median Age</b>	<b>34.1</b>	<b>33.9</b>	<b>34.3</b>
-------------------	-------------	-------------	-------------

\*Sources: Alaska Department of Labor and Workforce Development, Research and Analysis Section; and U.S. Census Bureau



# Alaska Offender Profile Supplemental

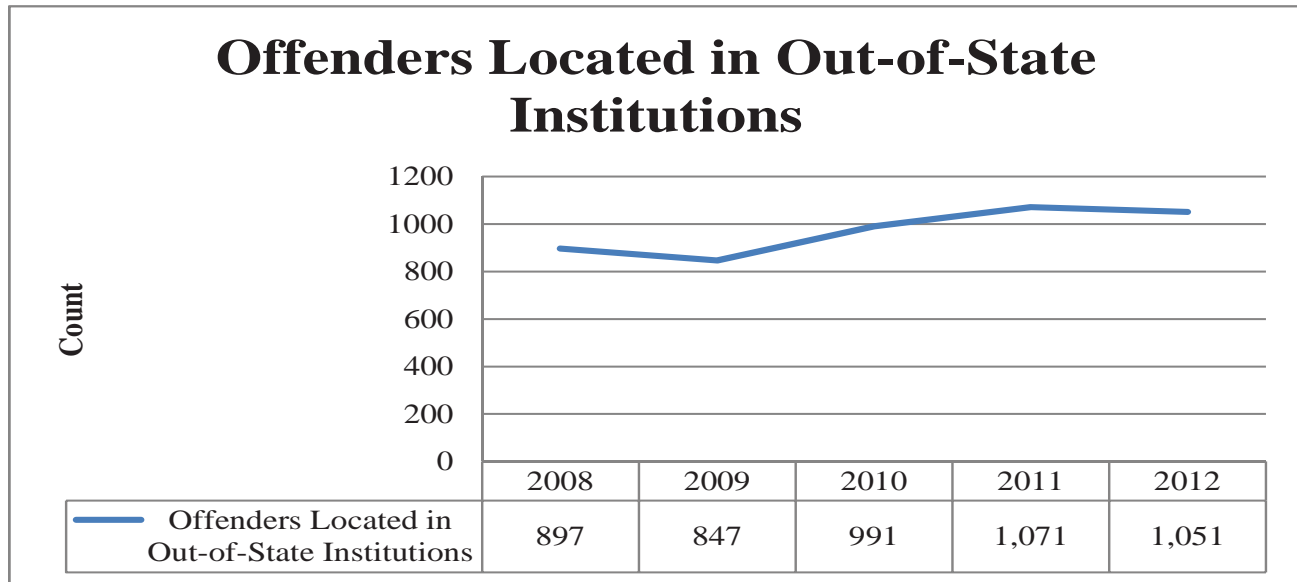
## Notable Trends in Offender Demographics

### The Changing Face of Corrections

**Notes:**

The following data contains notable trends in Alaska's offender population.

After two years of steady growth, the number of offenders located out of state declined in 2012 by nearly 2 percent (1.90%).

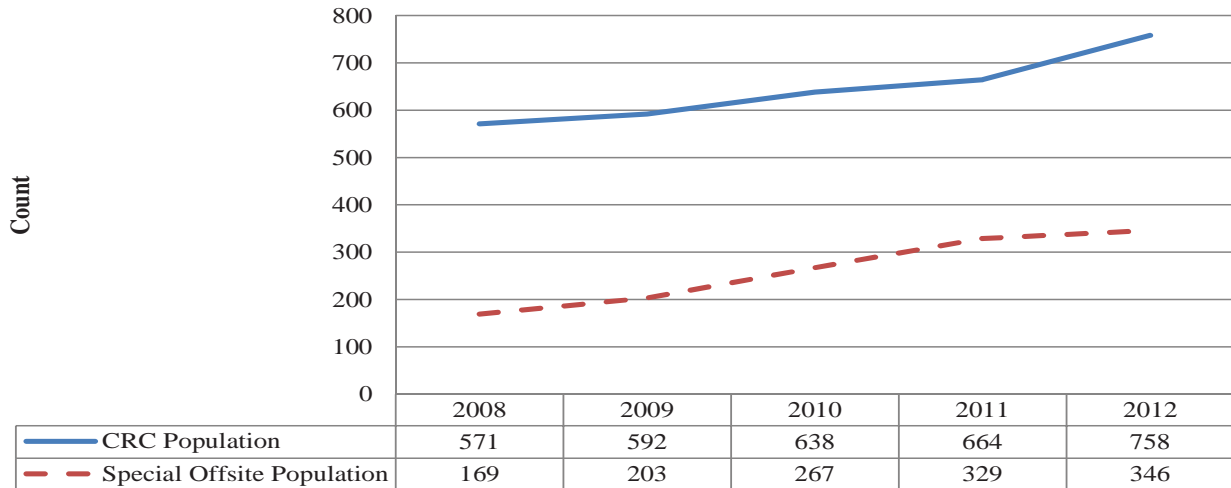


In 2012, the trend of older offenders outnumbering younger offenders continued. Five years ago, younger offenders outnumbered older offenders nearly 2:1.



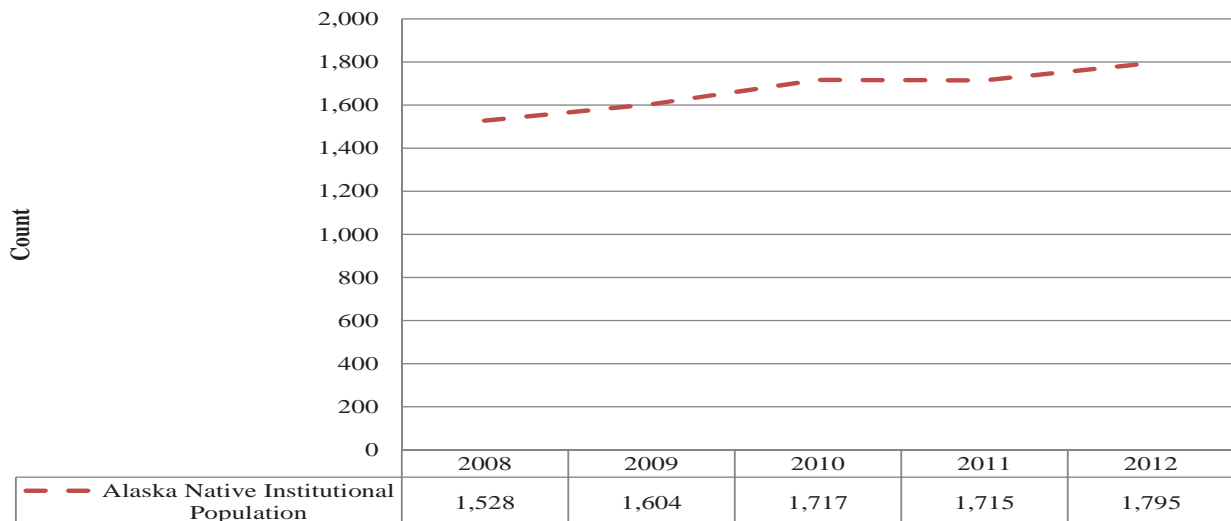
The number of offenders located in Community Residential Centers and Special Offsite Programs continues to grow faster than the institutional population. The number of offenders at these locations increased 10.04% compared to last year. Meanwhile, the institutional population increased 2.41% since last year. Since 2008, the CRC and offsite population has increased over 30 percent (32.97%).

### CRC and Special Offsite Population Trend: December 31, 2008-2012



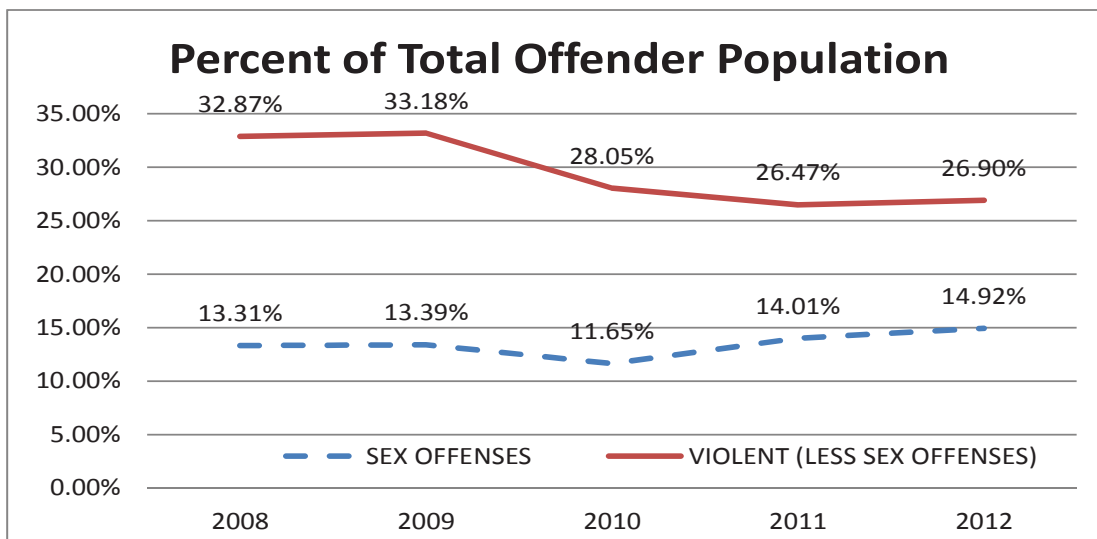
The number of Alaska Natives incarcerated in institutions increased 4.46%.

### Count of Alaska Natives in Institutions: December 31, 2008-2012

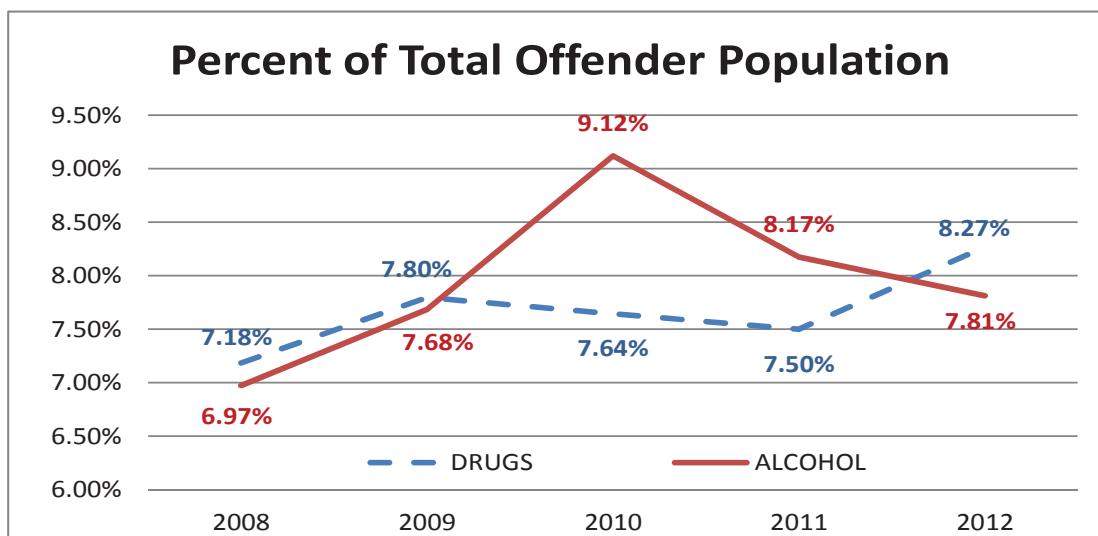


## Notable Offense Classes Being Tracked by the Department of Corrections

The number of offenders incarcerated in institutions as a result of crimes against a person has dropped markedly over the last five years. Meanwhile, registerable sex offenders has increased nearly one percent compared to last year's offender population.



Over the last three years, the percent of offenders incarcerated for alcohol-related offenses has been decreasing. Meanwhile, the percent of offenders incarcerated for drug offenses has trended up over the same amount of time.



## Top 20 Offenses: 2003 &amp; 2012

Calendar Year 2003			
Rank	Offense	Offense Class	2003 Count
1	PROBATION VIOLATION	PAROLE/PROBATION	465
2	PAROLE VIOLATION	PAROLE/PROBATION	320
3	DRIVING WHILE INTOXICATED	ALCOHOL	220
4	MURDER 1	PERSON	184
5	ASSAULT 4	PERSON	178
6	MURDER 2	PERSON	166
7	DRIVE W/ LICENSE CANC/SUSP/REVOKED/LIM	TRANSPORTATION	156
8	FELONY DWI - 2+ PRIORS W/IN 5 YRS	ALCOHOL	137
9	SEX ABUSE MINOR 1	SEX OFFENSE (REGISTERABLE)	97
10	SEX ASSAULT 1	SEX OFFENSE (REGISTERABLE)	97
11	MISCONDUCT-CNTRLD SUBSTANCE 4	DRUGS	85
12	ASSAULT 3	PERSON	83
13	THEFT 2	PROPERTY	72
14	SEX ABUSE MINOR 2	SEX OFFENSE (REGISTERABLE)	68
15	DISORDERLY CONDUCT	PUBLIC ORDER/ADMIN.	58
16	ASSAULT	PERSON	55
17	ROBBERY 1	PERSON	55
18	FAILURE TO REGISTER AS SEX OFFENDER 2	PUBLIC ORDER/ADMIN.	45
19	MISCONDUCT-CNTRLD SUBSTANCE 3	DRUGS	43
20	THEFT 3	PROPERTY	39

Calendar Year 2012			
Rank	Offense	Offense Class	2012 Count
1	PROBATION VIOLATION	PAROLE/PROBATION	526
2	ASSAULT 4	PERSON	226
3	FELONY DWI - 2+ PRIORS W/IN 5 YRS	ALCOHOL	198
4	ASSAULT 3	PERSON	191
5	MURDER 2	PERSON	190
6	MURDER 1	PERSON	189
7	THEFT 2	PROPERTY	177
8	PAROLE VIOLATION	PAROLE/PROBATION	171
9	SEX ABUSE MINOR 2	SEX OFFENSE (REGISTERABLE)	167
10	MISCONDUCT-CNTRLD SUBSTANCE 4	DRUGS	157
11	DRIVING WHILE INTOXICATED	ALCOHOL	151
12	SEX ASSAULT 1	SEX OFFENSE (REGISTERABLE)	149
13	SEX ABUSE MINOR 1	SEX OFFENSE (REGISTERABLE)	141
14	DRIVE W/ LICENSE CANC/SUSP/REVOKED/LIM	TRANSPORTATION	110
15	MISCONDUCT-CNTRLD SUBSTANCE 2	DRUGS	94
16	ASSAULT 2	PERSON	91
17	SEX ASSAULT 2	SEX OFFENSE (REGISTERABLE)	89
18	MISCONDUCT-CNTRLD SUBSTANCE 3	DRUGS	88
19	ROBBERY 1	PERSON	87
20	ASSAULT 1	PERSON	76

## Ten-Year Trend in Select and Notable Offenses: 2003 & 2012

Year 2003	Offenses	Year 2012
<b>7.29%</b>	Alcohol	<b>3.11%</b>
	<b>Driving While Intoxicated</b> In 2003, Driving While Intoxicated representing slightly more than 7 percent of the offender population. By 2012, the same offense had dropped to slightly more than 3 percent.	
<b>6.10%</b>	Crimes Against a Person (Violent)	<b>3.90%</b>
	<b>Murder 1</b> In 2003, Murder 1 represented slightly more than 6 percent of the offender population. By 2012, the same offense had fallen to 3.9 percent of the offender population.	
<b>2.82%</b>	Drugs	<b>3.24%</b>
	<b>Misconduct of a Controlled Substance Class 4.</b> In 2003, slightly more than 2.8 percent of the offender population was in for MICS-4. In 2012, the offense increased to slightly more than 3.2 percent.	
<b>5.47%</b>	Registerable Sex Offenses	<b>6.35%</b>
	<b>Sex Abuse of a Minor Class 1 &amp; 2</b> In 2003, Sex Abuse of a Minor Class 1 and 2 represented almost 5.5 percent of the population. By 2012, the same offenses represented slightly more than 6.3 percent of the offender population.	

# More than half of offenders fail surprise drug tests at Oklahoma City halfway house

A surprise urine analysis at a privately operated halfway house in Oklahoma City by the state Corrections Department showed more than half of the offenders were using drugs.

by Graham Lee Brewer (</more/Graham Lee Brewer>) (<https://plus.google.com/u/0/11293282919048601?rel=author>) Modified: March 29, 2014 at 9:00 am • Published: March 29, 2014

A surprise drug screening at a private Oklahoma City halfway house this week showed more than half of the offenders were using illegal drugs.

The state Corrections Department randomly tested 153 offenders Monday at the Carver Transitional Center, 400 S May Ave., and 78 tested positive. The community corrections center is operated by Avalon Correctional Services Inc., which ran a Tulsa halfway house where there were allegations of organized inmate fights.



Carver Transitional Center, 400 S May Ave., on Friday in Oklahoma City. Photo by Paul B. Southerland, The Oklahoman **PAUL B. SOUTHERLAND** -

The vast majority of the drug test failures at Carver were for the active ingredient in marijuana. Others tested positive for PCP, methamphetamine and opiates.

While still under the purview of the state Corrections Department, offenders at halfway houses like Carver are allowed to leave the facility during the day and work. They are required to return each evening and pass through a security checkpoint before entering the center.

They also have most of the same restrictions as prisons, such as prohibitions on the use of drugs and cellphones.

The Corrections Department canceled its contract with a Tulsa halfway house operated by Avalon in January amid three ongoing investigations and removed 212 offenders from that facility.

In a January letter to Avalon, the department said it had "lost confidence in the administration of the Tulsa facility," and no offenders will be sent there until after the department has completed and reviewed the findings of the investigations.

One of those investigations pertains to allegations that officers at the Tulsa facility organized fights between offenders, which *The Oklahoman* first reported Nov. 23.

Many of the offenders who were transferred from the Tulsa center ended up at Carver.

Newly hired Corrections Department Director Robert Patton said he had received information there was a drug problem at the facility and ordered the tests.

"I'm extremely concerned with these numbers," Patton said. "I contacted Avalon, directed an action plan be developed to address these issues, and expect that action plan no later than Monday."

The tests are an example of an increase in accountability with private operators, said Patton, who has said recently that greater oversight of private contracts is one of his top priorities.

Avalon has asked the Corrections Department to repopulate their Tulsa facility, and Patton said he will review the company's plan of action next week before making a decision on whether or not to send state offenders back to that center.

Brian Costello, president of Avalon, acknowledged drug use is a large and ongoing problem in community correction centers such as Carver.

"When these offenders get to a halfway house and get their first taste of freedom many of them make bad decisions and fall back to drug use," Costello said in an emailed statement.

Costello said their plan will include increased drug testing of their offenders, the creation of substance abuse programs, and heightened security measures to keep drugs out of their facilities.





## Police chase, arrest Juneau man wanted for escaping halfway house

Shane McCourt, 33, charged with second-degree escape and resisting arrest

Posted: October 16, 2013 - 1:05pm | Updated: October 17, 2013 - 12:10am

By [EMILY RUSSO MILLER](#)

JUNEAU EMPIRE

A 33-year-old man wanted for walking away from a Juneau halfway house was arrested Tuesday night after a police chase on Egan Drive.

The chase began at about 11:09 p.m. when a Juneau police officer responded to a disabled vehicle across from Fred Meyer and recognized one of the two occupants as Shane McCourt, 33, due to his neck and face tattoos. Two days earlier, the adult probation office provided police a picture of McCourt and said he walked away from the Glacier Manor Halfway House.

Lt. David Campbell, a spokesman for the Juneau Police Department, said McCourt took off running while the officer was waiting for back-up to arrive. Campbell said McCourt twice ran across the highway through traffic and twice jumped a bike path fence as the officer pursued McCourt on foot.

The officer deployed his Taser at one point during the chase, but Campbell said it did not hit McCourt because he was too far away. McCourt eventually stopped running and surrendered once more officers converged on the scene.

"He stopped and complied once he realized he was surrounded," Campbell said in a phone interview Wednesday.

Police arrested McCourt on suspicion of felony second-degree escape for allegedly walking away from the halfway house, which is considered an official detention facility. He was also charged with resisting arrest, a misdemeanor, in connection to the police chase.

The person driving McCourt in the vehicle was also arrested on suspicion of hindering prosecution in the first degree, a felony offense. Police identified him as 33-year-old Juneau resident William Buck Ratliff.

Both men were taken to Lemon Creek Correctional Center and held without bail. Ratliff's vehicle was impounded.

- Contact reporter Emily Russo Miller at 523-2263 or at [emily.miller@juneauempire.com](mailto:emily.miller@juneauempire.com).

[Comment](#)



News@ReadingEagle.com

# Berks & BEYOND

COUNTY, STATE AND REGION

READING, PA

80° F


[News](#) | [Opinion](#) | [Sports](#) | [Life](#) | [Weekend](#) | [Business Weekly](#) | [Berks Country](#) | [Obituaries](#) | [Marketplace](#) | [Classifieds](#) | [Special Sections](#)

HOME NEWS

## State police seek woman who escaped from halfway house

Reading Eagle

Saturday July 19, 2014 12:01 AM

State police at Reading are asking for help finding a woman who ran away from the ADAPPT halfway house, 428 Walnut St., Thursday afternoon.

Troopers said Amanda M. Horner ran out of the drug and alcohol treatment center for state prison inmates at 2:40 p.m. in an unknown direction.

Court records show Horner, 30, of Bellefonte, Centre County, was serving a two-year state prison sentence on burglary and drug-trafficking charges when she was released to the halfway house June 29, 2013.

Horner is described as 5 feet, 8 inches tall with blue eyes, brown hair and tattoos of a butterfly on her left upper arm and a heart with flames on her chest.

State police ask anyone with information is asked to call the Reading station at 610-378-4011.

### OTHER STORIES

24-year-old pleads guilty to drug and weapon charges, gets 4 to 10 years in state prison  
 Reading woman receives 2 years probation for harassing, spitting at city police  
 Lancaster County man jailed on attempted homicide, arson charges  
 Oley road-widening project in high gear

ADJUST FONT SIZE: A A A

Welcome guest! | [subscribe](#) | [log in](#)

### Comments (0)

By leaving a comment you agree to our

commenting policy

Be the first to comment.

SEARCH READINGEAGLE.COM

QUICK  
LINKS

READING EAGLE

Public Notices  
Portal ▶

READING EAGLE

Got a  
news tip?

We want to hear your news tips and feedback! Share news &gt;&gt;&gt;

### What people are reading

MOST  
POPULAR

1. Arrest warrant issued for Spring Township man accused of running over wife with car
2. Hereford Township woman hits eBay buyer with shovel, police say
3. Knife-wielding man chases Craigslist seller into Muhlenberg supermarket, police say
4. Berks County joins warehouse boom
5. Volunteers aim to curb fighting around Reading Intermediate High School
6. On the first day of school, Reading's new superintendent exudes energy and enthusiasm
7. \$1 million lottery ticket sold just outside Berks
8. Reading man and woman sentenced for roles in city shooting
9. Penn Township brothers ran cockfighting operation, authorities say
10. Feds announce new restrictions coming on hydrocodone, a potent painkiller

### Reader Photo Galleries

7:16 PM EDT

Tuesday, Aug. 26, 2014

86° F

HOME LOCAL WEATHER SPORTS BUSINESS ENTERTAINMENT LIFE HEALTH TRAVEL OPINION VIDEOS CLASSIFIED

| Crocodile Attack | Al Yankovic | 'True Blood' | Voter Guide

Search ☒ All content ☐ Business listings

Search

Coming at 8pm!

Live election report from Sentinel newsroom | Get alerts

Home → Collections → Clermont Police

### Related Articles

Routine traffic stops leads to arrest of escapee on the run...

July 8, 2014

Police: Clermont man arrested after he gagged, cuffed and...

July 30, 2012

Cops: 'Delusional' woman kills 2

February 10, 2009

Cops: Woman stabbed at least 20 times by ex-boyfriend with...

May 8, 2014

Cops: Roaming handymen swindle \$50,000 from Clermont senior

November 2, 2010

### Find More Stories About

Clermont Police


Halfway House

## Cops arrest woman wanted for 1991 escape from halfway house

July 9, 2014 | By Hanna Marcus, Orlando Sentinel

CLERMONT — After 23 years on the lam, lead-footed driving finally spurred the capture of a woman who walked away from a Connecticut halfway house and her remaining time sentenced there, authorities said Wednesday.

A woman initially identified as Christina Ramirez, 52, of Davenport was pulled over Sunday night going 12 mph over the 40-mph speed limit in a Kia Spectra at Fifth Street and State Road 50. An officer who ran a records check discovered a 1991 Connecticut warrant against her for escape, police said.



Lake County Jail mugshot of Christina Medina. (lcsj.org)

Authorities quickly learned her true identity is Christina Medina, who escaped from a halfway house on March 1, 1991, said Karen Marticcu, acting director of external affairs for the Connecticut Department of Corrections.

Medina was serving a three-year sentence for the sale of a hallucinogen narcotic and had been released to the halfway house on Oct. 11, 1990.

Marticcu didn't have further details about the exact location of the halfway house or more information to shed light on the long-ago case.

Police spokesman Sgt. Steven Strickland said Miami was Medina's last known address.

Medina is still registered in Connecticut's system as an escapee, but the term can be deceiving, according to Marticcu.

"You think someone is going over a fence or digging a tunnel," she said. "Yes, it's considered an escape, but it was someone who was approved of a low level offense in the community that walked away. We could even call it a walk-away. She was a low-level offender out in the community and she failed to fulfill her obligation."

After being stopped by Clermont police, she was arrested and turned over to the Lake County Sheriff's Office for extradition to Connecticut.

Marticcu said Medina's sentence had a maximum release date of July 13, 1993.

That will be re-evaluated when she is returned to Connecticut.

[hmarcus@tribune.com](mailto:hmarcus@tribune.com) or 352-742-5930

### Featured Articles

## Scranton woman does not return to halfway house, charged with escape

STAFF REPORT

Published: May 1, 2014

## ARTICLE TOOLS

FONT SIZE: [A] [A] [A]

## OUR SOCIAL NETWORKS

FACEBOOK

SIGN UP TEXT ALERTS | NEWSLETTER

## RECENT CRIMES AND EMERGENCIES

- NEW** Wheels stolen from car in South Side
- NEW** Butcher knife with leopard-print handle stolen from car
- NEW** Three dead in separate fatal vehicle wrecks
- NEW** Man robbed while leaving city housing project
- Scranton couple busted for fighting
- NEW** Moscow woman dies in Jefferson Twp. wreck
- Man pleads guilty to kidnapping, judge will wait for evaluation

## RECENT SCRANTON NEWS

- NEW** Wheels stolen from car in South Side
- NEW** Butcher knife with leopard-print handle stolen from car
- NEW** Moving to Philly, Randol resigns from Scranton Sewer Authority
- NEW** Man robbed while leaving city housing project
- Penn State head skeptical of requests for salary info
- Scranton couple busted for fighting
- Scranton wins grant for vehicles

SCRANTON — A city woman was charged with escape Wednesday morning for failing to return to the halfway house a court committed her to, state police at Dunmore said.

Khrystia Lynn Price, 22, was described as 5 feet 6 inches tall and 164 pounds with brown hair and green eyes. Police did not provide a photo or say why she was committed to the halfway house.

She was charged with drug crimes in 2011 and pleaded guilty in 2013 to conspiracy to deliver. She was sentenced to two years of intermediate punishment and three years of probation.

Anyone with information should contact state police at 570-963-3156.

— JOSEPH KOHUT

We welcome user discussion on our site, under the following guidelines:

To comment you must first create a profile and sign-in with a verified DISQUS account or social network ID. [Sign up here.](#)

Comments in violation of the rules will be denied, and repeat violators will be banned. **Please help police the community by flagging offensive comments for our moderators to review.** By posting a comment, you agree to our full terms and conditions. [Click here to read terms and conditions.](#)



loading...

## LATEST CONTESTS &amp; QUIZZES




## Local News Quizzes

Love our local news quizzes in print? Take them online!



## Win tickets to Miranda Lambert

Enter to win tickets to Miranda Lambert at Bethel Woods Center for the Arts on August 31. Deadline to enter is August 27 at noon.



## Win passes to PA Oktoberfest

The Times-Tribune is giving away 50 Pair of FREE One Day Passes to PA Oktoberfest at Mohegan Sun at Pocono Downs on Sept 12, 13 & 14. Deadline to enter is August 29



## Press Pass

Being a VIP Subscriber has its Privileges! Receive 20% off your bill with participating businesses. Click to see businesses offering discounts to Press

Pass Subscribers.



## Medical Guide 2014

A listing of health care businesses in NEPA

## NATIONAL VIDEO

Comments for this thread are now closed.



0 Comments

The Times-Tribune

1 Login

Sort by Best

Share Favorite

Be the first to comment.

Subscribe Add Disqus to your site

TTNA EXHIBIT 39

Page 1 of 1

- Food truck owner buys Coney Island Texas Lunch
- NEW** Moscow woman dies in Jefferson Twp. wreck
- Lackawanna County Court Notes 8/26/2014
- Dominick wants new trial, DA says no way
- Throop council eyes end-run around commuter tax
- Scranton looks to insurance to cover firefighting costs
- Back to school for Luzerne County 'Bachelor' contestant



PART ONE

Porous and Chaotic

PART TWO

'No Real Security'

PART THREE

Freedom Unit

Inside New Jersey's Halfway Houses

# As Escapees Stream Out, a Penal Business Thrives

A company with deep ties to Gov. Chris Christie dominates New Jersey's system of large halfway houses. There has been little state oversight, despite widespread problems, The New York Times found.



Video:

Sam Dolnick, a reporter for The New York Times, describes his 10-month investigation into New Jersey's halfway houses. Here, the Harbor halfway house.

Photograph by Richard Perry/The New York Times

By [SAM DOLNICK](#)  
Published: June 16, 2012 | [303 Comments](#)

After serving more than a year behind bars in New Jersey for assaulting a former girlfriend, David Goodell was transferred in 2010 to a sprawling halfway house in Newark. One night, Mr. Goodell escaped, but no one in authority paid much notice. He headed straight for the suburbs for another young woman who had spurned him, and he was caught in a trap set by the state.

FACEBOOK

TWITTER

GOOGLE+

SAVE

EMAIL

The state sent Rafael Miranda, incarcerated on drug and weapons charges, to a similar halfway house, and he also escaped. He was finally arrested in 2010 after four months at large, when, prosecutors said, he shot a man dead on a Newark sidewalk — just three miles from his halfway house.

+

SHARE

PRINT

REPRINTS

Valeria Parziale had 15 aliases and a history of drugs and burglary. Nine days after she slipped out of a halfway house in Trenton in 2009, Ms. Parziale, using a folding knife, nearly severed a man's ear in a liquor store. She was arrested and charged with assault but not escape. Prosecutors say they had no idea she was a fugitive.

After decades of tough criminal justice policies, states have been grappling with crowded prisons that are straining budgets. In response to those pressures, New Jersey has become a leader in a national movement to save money by diverting inmates to a new kind of privately run halfway house.

At the heart of the system is a company with deep connections to politicians of both parties, most notably Gov. [Chris Christie](#).

Many of these halfway houses are as big as prisons, with several hundred beds, and bear little resemblance to the neighborhood halfway houses of the past, where small groups of low-level offenders were sent to straighten up.

New Jersey officials have called these large facilities an innovative example of privatization and have promoted the approach all the way to the Obama White House.

Yet with little oversight, the state's halfway houses have mutated into a shadow corrections network, where drugs, gang activity and violence, including sexual assaults, often go unchecked, according to a 10-month investigation by The New York Times.

Perhaps the most unsettling sign of the chaos within is inmates' ease in getting out.

Since 2005, roughly 5,100 inmates have escaped from the state's privately run halfway houses, including at least 1,300 in the 29 months since Governor Christie took office, according to an analysis by The Times.


Some inmates left through the back, side or emergency doors of halfway houses, or through smoking areas, state records show. Others placed dummies in their beds as decoys, or fled while being returned to prison for violating halfway houses' rules. Many had permission to go on work-release programs but then did not return.

While these halfway houses often resemble traditional correctional institutions, they have much less security. There are no correction officers, and workers are not allowed to restrain inmates who try to leave or to locate those who do not come back from work release, the most common form of escape. The halfway houses' only recourse is to alert the authorities.

And so the inmates flee in a steady stream: 46 last September, 39 in October, 40 in November, 38 in December, state records show.


"The system is a mess," said Thaddeus B. Caldwell, who spent four years in New Jersey as a senior corrections

5




**Rafael Miranda**  
137 days  
Arrested in Newark on a murder charge.

6



**David Goodell**  
About 12 hours  
Arrested in Ridgefield Park in the murder of Viviana Tulli.

7



**Freddy Alfonso**  
139 days  
Arrested in Camden on charges of carrying a handgun and dealing drugs near a school.

**Crimes on the Run**  
Fugitives from New Jersey halfway houses have been arrested for weapons possession, aggravated assault, drugs and murder. Often, they had escaped months earlier.  
Sources: New Jersey Department of Corrections; New Jersey State Parole Board (Jan. 2012)

investigator. “No matter how many escaped, no matter how many were caught, no matter how many committed heinous acts while they were on the run, they still kept releasing more guys into the halfway houses, and it kept happening over and over again.”

By contrast, the state’s prisons had three escapes in 2010 and none in the first nine months of 2011, the last period for which the state gave figures.

After The Times began its investigation last year, Mr. Christie adopted measures that his aides said would more tightly regulate the system. They said that because of these reforms, only 181 inmates had escaped in the first five months of 2012 — a 35 percent decline when compared with a similar period in 2009, before he took office.

But over several months of inquiries from The Times, state officials also revised downward the escape totals during Mr. Christie’s tenure.

Many inmates who escape from halfway houses are recaptured within hours or days, or turn themselves in after having second thoughts. But many remain at large for weeks, if not months, and are caught only after committing new crimes.

They have been arrested on charges of assaulting police officers, holding up a gas station and shooting strangers. They have been found selling drugs outside Newark schools and wielding a knife inside a Cape May bus station. Some have been caught as far away as Miami.

At least 85 inmates are currently at large, according to state records.

These men and women could be charged with felonies for escaping but typically are not. Usually, they are simply returned to prison to finish their original sentences. Some end up back at halfway houses.

The Times’s investigation encompassed more than 200 interviews with current and former halfway house workers, inmates, officials and others, as well as a review of thousands of pages of government, court and corporate records.

Mr. Christie, a Republican who took office in January 2010, has for years championed the company that plays a principal role in the New Jersey system, [Community Education Centers](#).

Community Education received about \$71 million from state and county agencies in New Jersey in the 2011 fiscal year, out of total halfway house spending of roughly \$105 million, according to state and company records.

The company first obtained substantial contracts for its “re-entry centers” in New Jersey in the late 1990s, as state financing began increasing sharply. In recent years, it has cited its success in New Jersey in obtaining government contracts in Colorado, Pennsylvania and other states.

William J. Palatucci, who is the governor’s close friend, [political adviser](#) and former law partner, is a senior vice president at Community Education.

Mr. Christie himself was registered as a lobbyist for the company in 2000 and 2001 when he was a private lawyer, according to disclosure reports that his law firm filed with the state. In early 2010, he hired the son-in-law of

CTTNA EXHIBIT 40 executive as an assistant in the governor’s office,

according to state personnel records.

And as United States attorney for New Jersey and then governor, Mr. Christie has often visited the company's halfway houses and praised its work. The company has highlighted those visits in its publicity material.

"Places like this are to be celebrated," Mr. Christie said in a 2010 speech at a 1,200-bed Community Education facility in Newark, a speech [featured](#) on the company's Web site.

"A spotlight should be put on them as representing the very best of the human spirit," he said. "Because as you walk through here, as I've done many times, what you see right before your very eyes are miracles happening."

Mr. Christie would not be interviewed for this article.

In a statement, his spokesman, Michael Drewniak, said Community Education had been "associated with public contracting in New Jersey going back no less than 18 years to the administration of Gov. James Florio and every governor, Democrat or Republican, since that time."

"The suggestion of favoritism is defeated by the demonstrable fact that none has occurred," Mr. Drewniak said.

Mr. Drewniak emphasized that Mr. Christie had had a deep interest in improving drug treatment and other services for prisoners since his days as a county lawmaker in the 1990s.

Community Education said it had developed a highly successful model of "community corrections" that had improved the lives of hundreds of thousands of inmates across the country. It said the rate of escapes at its halfway houses in New Jersey was "staggeringly low," given the many people who go through the system. And it blamed other halfway house operators for allowing escapes of inmates whom Community Education had first handled.

"To focus on walkaways from halfway houses would be to report on only part of the story and not include the positive outcomes for the majority of offenders who complete a halfway house program without walking away," the company said in a statement.

Roughly 10,000 prison inmates and parolees a year — equivalent to about 40 percent of the state prison population — now pass through the system of halfway houses; most spend time at a Community Education halfway house.

But regulation by a patchwork of state and county agencies has been lax. The state comptroller [determined](#) last year that there were "crucial weaknesses in state oversight."

The Christie administration began fining Community Education and other operators for escapes only in April, eight months after The Times undertook its investigation.

The Legislature has not scrutinized the system either.

Assemblyman Charles Mainor, a Democrat and police detective who is chairman of the Law and Public Safety Committee, was asked for his estimate of how many people escaped from halfway houses in 2011.

"TTNA EXHIBIT 40  
Page 4 of 15  
three," he responded.



**'Miracles Happening'**

In a video posted on Community Education Centers' Web site, Gov. Chris Christie of New Jersey praises the work of one of the company's halfway houses at its tenth anniversary celebration.

C.E.C. Web site



According to state records, the number was 452.

Assemblyman Sean T. Kean, a Republican, said of the escapes, “It’s not really a problem.”

“It’s a cheaper way of doing business,” he said of the system, “so that’s why it behooves us to use that option.”

‘The Greatest Times’

Viviana Tulli stuck out her tongue in family photos. She threw water balloons at friends. Once, to make her sister laugh, she took a running jump and dived into an eight-foot bush in front of their home in Garfield, N.J., a suburb of New York.

She had worked at a pet store — few animals were ever loved more than her Chihuahuas, Mikey and Hennessy — but had not settled on a career.

She was 16 when she met David Goodell, who was a decade older and claimed to be affiliated with the Bloods gang.

“Everybody had a bad feeling about him,” said Martha Galan, now 22, a close friend, who often shared secrets with Ms. Tulli on her family’s porch.

Mr. Goodell wore baggy jeans and oversize sweatshirts that swallowed his 140-pound frame. He had the temper and swagger of an insecure man trying to act tough.

He was arrested in 1997 for committing three robberies and then briefly spent time in Talbot Hall, a Community Education halfway house. In 2003, he was released on parole.

He worked as a warehouse packer and a truck driver but was arrested again in 2008, after he pinned a former girlfriend to the ground and threatened to kill her if she did not give him money.

While he was in custody on those charges, his romance with Ms. Tulli took off. He wrote her dozens of long letters addressed to “Supergirlfriend” or “Princess.” He promised her a future far from New Jersey.

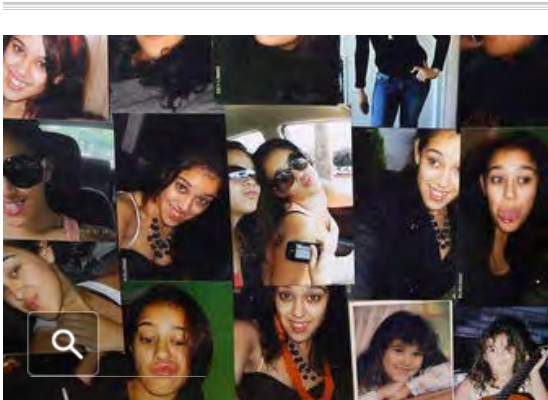
“The times that are to come with you and I are gonna be the greatest times of both of our lives,” Mr. Goodell wrote.

His letters were filled with meticulous drawings shaded in pinks and blues — the two of them smiling in matching clothes, a tearful boy holding a flower for her.

Ms. Tulli told her parents he was just a pen pal, but she enjoyed the attention. She kept his letters in a folder hidden in her bedroom. She visited him and sent him photos of herself.

In September 2009, at the time of Mr. Goodell’s sentencing, Judge Nestor F. Guzman, of Superior Court in Passaic County, wrote that there was a “risk that defendant will commit another offense,” according to his case file.

Six months later, after 16 months behind bars, Mr. Goodell was paroled and returned to a Community Education halfway house.



‘Princess’  
A romance between Viviana Tulli, in family photos, and David Goodell took off when he was in custody for threatening to kill an ex-girlfriend.

Richard Perry/The New York Times



A Deadly Turn  
Mr. Goodell wrote Ms. Tulli many letters and was angered when she ended contact. At a Community Education halfway house, prosecutors say, he faked a seizure so he could go to a hospital, where he slipped away.

Left, Richard Perry/The New York Times; Right, New Jersey Department of Corrections



At the Scene  
The next day, Mr. Goodell was captured in Ms. Tulli’s car. Her body was found next to him. Mr. Goodell is charged with murder.

Elizabeth Lara/northjersey.com

A Source of Laughter  
Viviana Tulli dives into a bush in front of her home in Garfield, N.J., as her sister records it. The

The company's halfway houses, like others in the system, have varying degrees of security. Some allow inmates to leave on work release, and those facilities tend to have the most escapes. Other halfway houses are locked down, but restrictions are sometimes sidestepped.



video was posted on [YouTube](#).  
YouTube

Mr. Goodell was sent to Logan Hall, which in recent years had one of the highest totals of escapes in the halfway house system — 185 from 2009 through 2011, according to state records. There, he used a cellphone to call Ms. Tulli constantly. Inmates are not allowed to have them, but cellphones, like drugs and almost anything else, were readily obtainable in Logan, former workers and inmates said.

Finally, Ms. Tulli, who was 21, ended contact.

That set him off.

Mr. Goodell had often boasted to her that in prison he pretended to be ill to get privileges. On Aug. 29, 2010, at Logan Hall, he did so again, to seem as if he had a seizure, prosecutors said.

A low-level Community Education worker escorted him to University Hospital in Newark.

Many Community Education workers are paid little more than minimum wage and have previous job experience that amounted to operating a convenience store register. The worker, like all halfway-house employees, had no authority to restrain Mr. Goodell.

At the hospital, he slipped away.

He persuaded Ms. Tulli to meet him nearby in the middle of the night. Before she left, she poked her head in her mother's bedroom to say goodbye and wish her a happy birthday. Her mother turned 60 the next day.

At 1:11 p.m., the police received a phone call that a man covered in blood was standing in the Ridgely Park High School parking lot.

It was Mr. Goodell.

When the police arrived, Mr. Goodell jumped behind the wheel of Ms. Tulli's car and sped away. After a chase, he was cornered in a cul-de-sac.

Officers found Ms. Tulli's body in the passenger seat. She had been suffocated. Mr. Goodell, who had slashed his wrists, was charged with murder. The case is pending against Mr. Goodell, who is now 32.

In the days after the killing, Ms. Tulli's relatives took solace in announcements by the Christie administration and Community Education that they would conduct separate [inquiries](#) and consider adopting reforms.

"Use my sister as an example," her older sister, Stella Tulli, recalled thinking. "Security needs to be tightened in all aspects. There's money being funded, and there's no accountability."

And so they waited, hopefully, for the findings.

TTNA EXHIBIT 40

Page 6 of 15

## A Growth Industry

When the system was created, the large halfway houses were intended to help low-level offenders toward the end of their sentences. Inmates would be housed in dormitory-style rooms and receive drug treatment, job counseling and other services.

Many experts praise the halfway-house model, saying that if facilities are well managed, inmates are less likely to return to crime. State officials and Community Education credit the system with helping to reduce the state's recidivism rate, as well as its prison population, which fell to 25,000 in 2010 from 30,000 in 2000, federal data show.

Community Education offered a tour of one of its facilities, the 500-bed Talbot Hall, showing off orderly group counseling sessions and tidy living spaces.

In interviews of inmates who had been in the company's halfway houses, some spoke highly of its programs.

"It taught me how to have patience, how to keep moving forward and stop looking back," said Sal Hemingway, 41, who was imprisoned on murder charges in the 1990s and was in a Community Education facility last year.

The financial incentive is also clear. The state spends about \$125 to \$150 a day to house an inmate in a prison. The corrections, parole and other government agencies in New Jersey pay roughly \$60 to \$75 per inmate per day to operators of halfway houses, including Community Education, based in West Caldwell, N.J.

But as the system has [grown](#), the percentage of New Jersey inmates convicted of violent crimes but lodged in halfway houses has been rising, to 21 percent now from 12 percent in 2006, according to state statistics. Their ranks currently include dozens of people serving time for murder, and hundreds convicted of armed robbery, assault or weapons possession — some of whom escaped.

At the same time, the state acknowledges that it has never examined whether the system helps inmates. Last year, the Christie administration commissioned a three-year study. Community Education has financed its own [research](#) that it says shows the success of its programs.

Mr. Christie has also established a task force to coordinate the state's efforts intended to help inmates as they leave prisons.

Over all, New Jersey's system has about 3,500 beds in two dozen or so halfway houses. Community Education runs six large facilities, with a total of 1,900 beds for state inmates and parolees, along with others for county and federal inmates.

Community Education's leading role in the system means that the company had been responsible at one point for many of the inmates who escaped.

All inmates transferred to halfway houses by the Corrections Department are required to first spend about two months at a Community Education halfway house that serves as an assessment center. (Parolees generally do not.)

TTNA EXHIBIT 40  
T Page 7 of 15 the inmates and recommends to the state which

ones are low-risk and unlikely to escape. Those inmates are then transferred to other halfway houses — run by Community Education or other operators.

Thus, though facilities run by a nonprofit organization, [the Kintock Group](#), accounted for nearly half of the escapes in recent years, according to state records, many of those inmates arrived at Kintock after first being deemed low-risk by Community Education halfway houses. From 2009 through 2011, about 16 percent of escapes were from Community Education halfway houses, according to state data. Another 43 percent were inmates who had been evaluated by Community Education halfway houses and then escaped from others.

Robert Mackey, a senior vice president at Community Education, said in an interview that the company had excellent security and strove to prevent escapes by providing therapy and other services to discourage inmates from leaving.

“If somebody was climbing over that fence right now, our recourse would be to notify the authorities,” Dr. Mackey said. “We could not physically take them off the fence to restrain them from escaping.”

He added, “The staff here are not law-enforcement officers.”

The company said a better way to measure its security was to examine how few inmates escaped, given the tens of thousands who went through its facilities in recent years. It said that by its calculation, since 2005, 0.53 percent of inmates from the Corrections Department and 3.3 percent of inmates from the Parole Board had escaped.

Dr. Mackey said the company could not be held responsible for inmates who had entered the halfway house system through its facilities and then escaped from others. “We certainly didn’t cause the escape,” he said. “The other halfway houses also have to look at, what are they doing.”

David D. Fawcner, chairman of the Kintock Group, said he was surprised to learn of the frequency of escapes from Kintock halfway houses.

“The number does take me back a little bit,” he said.

Mr. Fawcner said halfway houses served a difficult population moving into the community.

“We’re not a prison,” he said. “Our job is not to keep them in.”

Kintock paid Mr. Fawcner \$778,316 in 2009 when he was chief executive, according to disclosure forms.

Last year, the New Jersey comptroller, Matthew Boxer, released an [audit](#) that found that many halfway houses had loose security, and that state inspections were lenient, if done at all. One halfway-house administrator had the dates for supposedly unannounced inspections noted in advance on a calendar.

“As a state, we have done a poor job of monitoring the program and have made no real attempt to find out what taxpayers are getting for their money,” Mr. Boxer said.

Experts said it was extremely difficult to compare halfway house escape rates and that they varied greatly.

ATTNA EXHIBIT 40

But Mary Shilton, executive director of the [International Community Corrections Association](#), a trade group that supports the halfway house movement, said she was startled to hear of The Times's findings on the numbers of escapes in New Jersey.

"Given that there will always be risk, are we doing our very best to respond to escapes at the state and local level?" she asked.

Gary M. Lanigan, the state corrections commissioner, who was appointed by Mr. Christie, defended the system.

"I've not been shown what I think is a better model," Mr. Lanigan said in an interview.

Asked whether he felt pressure because of Community Education's political ties, he said, "Absolutely not."

He said the company obtained state contracts through an impartial bidding process that was "fair and insulated."

Mr. Lanigan was told that state records showed that roughly 5,100 inmates under the supervision of the Corrections Department and Parole Board had escaped since 2005.

"That's not a familiar number to me," he said.

But he called escapes "a significant concern."

"Acceptable is zero," he said. "An escape is an escape."

Mr. Lanigan said he was tightening oversight. In April, the department issued \$15,000 in fines against Community Education for three escapes last year. The department also fined Kintock \$5,000, and another nonprofit agency, CURA, \$10,000.

"I've been out to every one of the halfway houses more than once," Mr. Lanigan said in the interview. "I'd venture a guess you're not going to find one of the prior commissioners that ever did that."

After the interview, the Corrections Department emphasized that inmates who fled halfway houses should be referred to as "walkaways" to distinguish them from inmates who escape prisons.

The term "walkaway," though, does not exist in state law. Inmates who flee halfway houses can be charged with escaping or absconding, depending on which agency is supervising them. Both are felonies with a sentence of three to five years.

This month, the department also revised downward its calculation for the number of escapes in 2010 and 2011 by 15 percent. It said it had weeded out what it referred to as "technical violations," including inmates who were listed as having escaped but merely returned late from work-release programs.

## Politics and Prisons

Last summer, many of New Jersey's most powerful officials assembled for a wedding that bridged the worlds of politics and prisons.

TTNA EXHIBIT 40

Page 9 of 15



The bride was Jessica Clancy, a daughter of John J. Clancy, Community Education's founder and chief executive. The groom was Samuel Viavattine, whom Mr. Christie hired in 2010 as an assistant in the governor's office. He is now paid \$42,000 a year.

Mr. Christie attended the wedding, as did State Senator Richard J. Codey, a Democrat who is a former governor and Senate president. He served as Community Education's insurance broker for many years and plays golf with Mr. Clancy.

Among others at the wedding was [Joseph N. DiVincenzo Jr.](#), the Essex County chief executive, a Democrat who is close to Mr. Christie.

The three elected officials and their associated party committees have received more than \$200,000 in campaign contributions from Community Education, its executives and their family members over the last decade, according to state records.

Mr. Clancy, who got his start running a drug-treatment center in Hoboken, was one of the first entrepreneurs to realize that halfway houses could be big business.

In New Jersey, as in many other states, expenditures for prisons have been among the fastest-rising. Mr. Clancy had an alluring sales pitch: Trenton could reduce costs and improve services by turning over inmates to Community Education.

In the 1990s, Mr. Clancy worked out an unusual arrangement. Under state law, only nonprofit agencies can receive contracts for halfway houses. But regulators allowed Community Education to obtain contracts through a nonprofit called Education and Health Centers of America, state records show.

That arrangement remains. The primary purpose of the nonprofit has been to pay Community Education hundreds of millions of dollars that the nonprofit has received in recent years from state and county agencies, disclosure records show. The nonprofit has only 10 employees, and gave Mr. Clancy a \$351,346 salary in its 2011 fiscal year, according to the records. Community Education itself, which is privately held, does not disclose how much it separately pays Mr. Clancy.

Early on, Mr. Clancy hired a law firm, Dughi, Hewit & Palatucci, to lobby in Trenton. Its lobbyists were Mr. Christie and Mr. Palatucci, who were close friends and rising political stars. Community Education and Mr. Christie's aides said Mr. Palatucci, not Mr. Christie, lobbied for the company, though both men were listed on disclosure forms.

Mr. Christie and Mr. Palatucci were major fund-raisers for George W. Bush's 2000 presidential campaign. After Mr. Bush won, Mr. Palatucci sent Mr. Christie's résumé to Karl Rove, the president's political strategist. Soon after, Mr. Bush picked Mr. Christie to be the United States attorney for New Jersey.

In that job, Mr. Christie had no direct role in the state corrections system. Even so, he regularly visited Community Education's facilities. He even attended the ribbon-cutting at the company's new corporate headquarters in 2007.



**Governor Christie and John J. Clancy**

Governor Christie praises John J. Clancy, the founder of Community Education Centers. Mr. Clancy was one of the first entrepreneurs to realize that halfway houses could be big business.

C.E.C. Web site



**Halfway House Alumni**

Former inmates of Delaney Hall share their experiences in a promotional video. "It's just been an amazing journey," one man said.

C.E.C. Web site

If Mr. Christie was gruff, Mr. Palatucci was unflappable. His dark hair was never out of place, and his suits always fit just so. He knew everyone in Republican circles.

In 2005, Mr. Clancy hired Mr. Palatucci as Community Education's senior vice president for business development, though he did not have major experience in corrections. The company said Mr. Palatucci does not lobby the Christie administration.

Shortly before Mr. Christie became governor, he formed a transition committee on prison policy that included Ralph Fretz, Community Education's director of assessment and research. Dr. Fretz pushed for more money for halfway houses, but others on the panel resisted. Nancy Wolff, director of the Center for Behavioral Health Services and Criminal Justice Research at Rutgers University, [clashed](#) with Dr. Fretz, who she says was trying to further Community Education's business interests during the discussions.

Dr. Wolff was not one to easily back down. She resembles a kindergarten teacher, with plain eyeglasses and hair tucked behind her ears, but she has spent much of the past two decades immersed in the prison system, interviewing inmates across the Northeast. Along the way, she has become a critic of New Jersey's halfway houses.

"This industry just infuriates me," she said in an interview. "If you want to go there and sit in peer-run groups — or hang out and smoke and play cards and have access to drugs — it's a great place."

Dr. Wolff sought cuts in the budget for halfway houses, in favor of more treatment inside prisons. When her proposal was removed from the preliminary report, she resigned.

In a statement, the company said: "Dr. Fretz did not 'skew' the final report. To the contrary, it reflected the consensus of and was approved by each of the members of the panel."

Currently, the Corrections Department has 11 percent fewer beds under contract with Community Education than it did when Mr. Christie succeeded Gov. Jon S. Corzine, a Democrat. But the company's revenue from the department has grown by 22 percent in that period, records show.

As re-entry has become a popular term across the country, Community Education has opened facilities in many states, using its New Jersey operations as a selling point.

"Building more prisons is not the answer to solving the problem of recidivism," Mr. Clancy said in a company news release. "The answer, in our view, is for departments of corrections nationwide to partner with organizations such as ours to help individuals permanently re-enter society."

With a polished public-relations arm, Community Education often publicizes testimonials from inmates who say their lives have been turned around by its halfway houses.

But problems have dogged the company's facilities. In Indiana last year, an inmate [died](#) after her pregnancy complications went untreated. In [Colorado](#), state inspectors found evidence of fraud, and inmates described assaults, gang violence and drug use.

TTNA EXHIBIT 40

Page 11 of 15

Former executives of the company said it had financial problems after expanding too rapidly. The company defaulted on some of its debt in 2009, according to former executives and an employment lawsuit. In 2010, it borrowed at a steep interest rate of 15.25 percent, according to securities records.

Community Education’s former chief financial officer, David N. T. Watson, who was hired in 2009, sued the company the next year. He asserted that Mr. Clancy lied about the financial problems when recruiting him and fired him without cause. In court papers, Mr. Watson called the company a “sinking ship.”

Mr. Watson would not comment. Community Education denied the allegations. It said it had never defaulted on any of its debt.

Last year, the company saw a new opportunity: [a \\$130 million contract](#) to house Essex County inmates and detained immigrants. It was the only bidder, proposing to use its 1,200-bed [Delaney Hall](#) in Newark.

Advocates for immigrants, who criticized conditions at Delaney Hall, charged that the process was [unfair](#). They said the contract was written to ensure that only Community Education could qualify. Federal [immigration](#) authorities later acknowledged that they had been told by the county that the contract would go to Community Education.

And it did.

The official overseeing the bidding was Mr. DiVincenzo, the Essex County executive and ally of Mr. Christie.

‘Could Never Keep Up’

Thaddeus B. Caldwell would jump in his car at 2 a.m. at the hint of a fresh lead. He kept his shoes polished, his suit pressed, his goatee neatly trimmed. He spoke so precisely that you could almost hear each punctuation mark.

But no matter how hard he tried, he never felt he was making headway.

“It was like an endless thing,” he said. “If we apprehended 10, 10 more escaped, maybe 20 more escaped.”

Mr. Caldwell, now 49, was part of a prestigious division of the Corrections Department that tracked down escaped prisoners. If the unit had been able to focus only on inmates who had fled prisons, there would have been little work.

But each month, numerous inmates escaped from halfway houses. The team of about six investigators had up to 200 cases at a time.

“You could never keep up,” recalled Houston Miggins, 66, another former investigator.

The unit focused on violent fugitives, but there was no way of knowing who would snap. And many of the escaped inmates returned to crime.

“They really have no choice,” Mr. Caldwell said. “They certainly can’t get a legitimate job.”

TTNA EXHIBIT 40  
Page 12 of 15  
rk, and when he was working the streets, he



**Tracking Down Halfway House Fugitives**  
Thaddeus B. Caldwell spent four years hunting escapees. He retired from state corrections in 2009 and worked for Community Education, but resigned after less than a year. Escapees often resorted to crime, Caldwell said.  
Video by Rob Harris/The New York Times



would blend into the crowd, cajoling drug dealers and shopkeepers for information. He kept casual clothes in his trunk: Timberland boots, baggy jeans, an oversize T-shirt and a Pittsburgh Steelers cap, which he wore backward.

Raids to apprehend fugitives usually took place before dawn. Often, the convicts would try to elude capture by scampering out a window. Violence sometimes erupted.

The unit could not rely on other agencies for help. They had their own challenges.

Sheriff Armando B. Fontoura of Essex County, which is home to about 12 percent of halfway house inmates, said his office received numerous notices of escapes but lacked the staff to respond.

"It's very, very frustrating for us," Sheriff Fontoura said. "When you want to escape, it's a very easy thing to do."

Carnell Davis, who was serving a sentence for armed robbery, escaped from the Harbor, a Community Education halfway house then in Hoboken, in April 2005. Five months later, he was arrested and charged with killing a taxi driver and the man's brother.

"I was responsible for catching him, but unfortunately, there were so many people on my caseload," Mr. Caldwell said. "Who knew that he would be the one?"

Corrections officials took no action against the Harbor or Community Education over the escape.

Mr. Caldwell said he remained surprised that after the Davis case and others like it, nothing changed.

"I used to think every time someone would get killed or there would be some outrage, there would be an instant outcry," he said. "But then it would go away."

"There was nothing done about any particular halfway house that had an inordinate amount of escapes as opposed to any other," he added. "It just appeared to be, that's the way business was done."

Mr. Caldwell retired from state corrections in 2009 and went to work for Community Education. He said he reasoned that he might help prevent escapes by improving security from the inside. But he resigned after less than a year, disillusioned with the company. He is currently an administrator at a New Jersey jail.

When the fugitive unit arrested escapees, the investigators often asked them why they had fled.

Some claimed the reason was dangerous conditions inside. Others shrugged. But Mr. Caldwell and his colleagues still puzzle over a basic question: Why would inmates escape from a halfway house only months before they would be freed?

Corrections officials maintain that the reason is often problems at home — a

gTTNA EXHIBIT 40

ne else; a mother falls ill.

Mr. Caldwell and his colleagues say the large number of escapes from halfway houses is an indictment of the system. They argue that either the facilities are accepting the wrong kinds of inmates, or the services are not meaningful.

“They were touting these as such great programs,” Mr. Caldwell said. “If that’s the case, and inmates were getting such great benefits, why would they want to leave?”

## On the Run, but No Charges

Valeria Parziale was one of 19 inmates to escape from New Jersey halfway houses in one week in October 2009. She fled the Albert M. “Bo” Robinson Assessment and Treatment Center, a Community Education facility in Trenton that is intended to be more secure than other halfway houses, but had two escapes that day.

Nine days later, in a Newark liquor store, Ms. Parziale, now 33, attacked a man with a folding knife, cutting off part of his ear and slashing his face, prosecutors said. She was arrested and charged with aggravated assault and possession of a weapon.

But not escape.

Prosecutors in Essex County, where she was arrested, and Mercer County, where she had escaped, say that they were not aware that she was a fugitive, and that they learned of her status only after The Times alerted them to it more than two years later.

The establishment of the system of halfway houses amounted to a major change in corrections in New Jersey. But state and county agencies — prosecutors, the police, corrections officials — have done little to coordinate oversight.

Two months after Ms. Parziale escaped, Rafael Miranda fled the halfway house run by the Kintock group in Newark.

Four months later, Mr. [Miranda](#) pulled out a gun during an argument at the Stadium Sports Bar and Grill in Newark. He attacked a bouncer and then fatally shot another man, officials said.

Other examples abound, according to prosecutors:

¶ Leland Washington held up a gas station with a knife and tried to force an attendant into the bathroom.

¶ Aryam Mojica assaulted a police officer who pulled over his car.

¶ Hiram Rivera Jr. was caught with a cache of weapons and drugs.

¶ Marcus Jones pleaded guilty to a role in a shooting.

The failure to control the system extends to what happens after fugitives like these are captured: They typically are not charged. They are simply returned to prison to finish out their original sentences.

Approximately 1,000 inmates have fled halfway houses in Essex County since 2009. Yet the county prosecutor’s office said it had pursued such charges in only a few cases. And the office would provide information

TTNA EXHIBIT 40  
Page 14 of 15

PART 2 OF UNLOCKED Coming June 18  
[Watch Preview](#)

on only three.

“If they’re gone for a relatively short period of time and turn themselves back in and face administrative consequences for that, that would tend to be cases we don’t prosecute,” said Carolyn A. Murray, the acting Essex prosecutor.

Among the escapes in Essex were those from Logan Hall, the Community Education halfway house in Newark that housed Mr. Goodell, who is charged in the killing of Ms. Tulli.

In fact, in the month when Ms. Tulli was killed, August 2010, 10 other inmates fled Logan Hall. Those 10 had been imprisoned on robbery, drug and weapons charges. After they escaped, they stayed out for an average of about 40 days. None of the 10 were charged for leaving, according to county records.

Five other inmates fled Logan Hall the next month, just after the Christie administration and Community Education, prompted by the Tulli case, promised inquiries into security at halfway houses.

Ms. Tulli’s family had believed that the inquiries meant that the administration would reform the system. But nearly two years later, the family is still waiting for the findings.

Community Education said it had done an informal investigation and found no wrongdoing by the company. “It would be grossly irresponsible” to say the halfway house was in any way at fault, the company said.

“People have to be held accountable for their own behavior,” said Dr. Mackey, the company’s senior executive.

David W. Thomas, executive director of the State Parole Board, said it had conducted an inquiry, but he would offer no details.

Asked for a copy, Mr. Thomas said, “There is no actual document.”

• • •

*To contact the reporter: sam.dolnick@nytimes.com.*

• • •

James R. Wakefield  
17325 Point Lena Loop Road  
Juneau, AK 99801  
907-723-2733

April 10, 2014

To Whom It May Concern:

I have lived in Alaska for the last 46 years. Except for a several month period in late 1974 and early 1975 while living in Fairbanks and working on the pipeline, I have lived in Juneau.

I was the Assistant Business Manager for the Laborers Local 942 from 1975 to 1987. I was a member of the CBJ Assembly (Valley seat) from 1976 to 1982. I was Special Assistant to the Commissioner of Labor from 1987 to 1991.

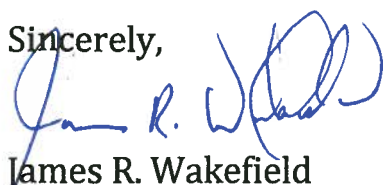
From 1992 until 2006, I worked full-time as a real estate agent. In 1996, I was President of the Southeast Board of Realtors. In 2000, I was President of the Alaska Association of Realtors.

As a Realtor, I sold mainly residential and some commercial real estate in Juneau, representing both buyers and sellers. If I was representing a seller, I had to provide a broker's opinion, with a report, recommending to the seller what price to list their home for sale. My report required evaluating the particular residence for sale, the neighborhood, and comparable homes that had sold recently and comparable homes currently on the market.

I am aware that Haven House Inc. wishes to open a residence at 3202 Malissa Drive for up to nine women who have recently been released from prison. I have inspected the exterior of the property and the neighborhood in question. I have not inspected the inside of the residence.

In my opinion if the home at 3202 Malissa Drive is used for this purpose and the home is well-maintained and the residents do not disturb the peace of the neighborhood, the home would not decrease the property values of nearby properties.

Sincerely,



James R. Wakefield

**PLANNING COMMISSION AGENDA**  
**COEUR D'ALENE PUBLIC LIBRARY**  
**LOWER LEVEL, COMMUNITY ROOM**  
**702 E. FRONT AVENUE**

**SEPTEMBER 10, 2013**

**THE PLANNING COMMISSION'S VISION OF ITS ROLE IN THE COMMUNITY**

The Planning Commission sees its role as the preparation and implementation of the Comprehensive Plan through which the Commission seeks to promote orderly growth, preserve the quality of Coeur d'Alene, protect the environment, promote economic prosperity and foster the safety of its residents.

**5:30 P.M. CALL TO ORDER:**

**ROLL CALL:** Jordan, Bowlby, Evans, Luttrupp, Messina, Soumas, Haneline, Conery, (Student Rep.) (Alt. Student Rep. O'Brien)

**APPROVAL OF MINUTES:**

August 13, 2013

**PUBLIC COMMENTS:**

**STAFF COMMENTS:**

**OTHER:**

Approval of findings for SP-5-13, 380 E. Kathleen

**PUBLIC HEARINGS:**

1. Applicant: Denny Davis  
Request: Amend Section 17.03.040 of the zoning code  
"Criminal Transitional Facility"  
LEGISLATIVE, (0-1-13)

**ADJOURNMENT/CONTINUATION:**

Motion by \_\_\_\_\_, seconded by \_\_\_\_\_,  
to continue meeting to \_\_\_\_\_, at \_\_\_\_ p.m.; motion carried unanimously.  
Motion by \_\_\_\_\_, seconded by \_\_\_\_\_, to adjourn meeting; motion carried unanimously.

***\* The City of Coeur d'Alene will make reasonable accommodations for anyone attending this meeting who requires special assistance for hearing, physical or other impairments. Please contact Shana Stuhlmiller at (208)769-2240 at least 24 hours in advance of the meeting date and time.***



# **M I N U T E S**

**PLANNING COMMISSION  
MINUTES  
AUGUST 13, 2013  
LOWER LEVEL – COMMUNITY ROOM  
702 E. FRONT AVENUE**

**COMMISSIONERS PRESENT:**

Heather Bowlby, Vice-Chair  
Amy Evans  
Peter Luttrupp  
Rob Haneline  
Grant Conery, Student Rep.

**STAFF MEMBERS PRESENT:**

Sean Holm, Planner  
Tami Stroud, Planner  
Shana Stuhlmiller, Public Hearing Assistant  
Warren Wilson, Deputy City Attorney  
Gordon Dobler, Engineering Services Director

**COMMISSIONERS ABSENT:**

Tom Messina  
Lou Soumas  
Brad Jordan, Chairman

**CALL TO ORDER:**

The meeting was called to order by Chairman Jordan at 5:30 p.m.

**APPROVAL OF MINUTES:**

Motion by Evans, seconded by Haneline, to approve the minutes of the Planning Commission meeting on July 9, 2013. Motion approved.

**STAFF COMMENTS:**

Planner Holm announced a workshop scheduled on August 27, 2013 starting at 5:30 p.m. in the old Council Chambers with the discussion on deer fencing and lighting. He added a code amendment request is scheduled for the next Planning Commission meeting on September 10, 2013.

**PUBLIC COMMENTS:**

There were none.

**PUBLIC HEARINGS**

1.     Applicant:     Port of Hope Centers  
       Location:     218 N. 23rd  
       Request:     A proposed Criminal Transitional Facility special use permit  
                      In the C-17 zoning district.  
                      QUASI-JUDICIAL (SP-3-13)

Deputy City Attorney Wilson stated at the conclusion of the July 9<sup>th</sup>, 2013, public hearing the Planning Commission left the record open solely for receipt of a additional information to address area crime statistics related to the Port of Hope/issues with Port of Hope's transitional residents and the four parameters that the Planning Commission is required by M.C. 17.03.040(f) to address when issuing a special use permit for a Criminal Transitional Facility. Those four parameters are:

- A. The maximum number of offenders;
- B. The types of offenders to be allowed, based on offenses committed;
- C. The extent of supervision required; and
- D. The length of allowable transition period.

He concluded by adding seven proposed conditions for the Planning Commission to consider when making their decision:

1. The maximum number of offenders is 43.
2. No offenders required by Idaho Law to register as a sex offender may be housed at the facility.
3. No offender will be allowed to reside at the facility for more than 365 calendar days.
4. The facility must at all times comply with requirements of the Federal Bureau of Prisons Residential Reentry Center Statement of Work regarding security and discipline (currently Chapters 11 & 12).
5. Create an exclusion zone within the facility's GPS (Veritraks) system around the Fernan Elementary School property. The system must alert the facility within one minute if an offender enters the exclusion zone. Exclusion zone reports (with names redacted) must be made available to School District 271 and the City upon request.
6. Place GPS units on all pre-release offenders in the facility and on home confinement with a VCCLEA status. This status includes assault charges, drug charges, sex offenses, etc.
7. The facility will not allow offenders to travel to bus stops without staff supervision during the peak hours when school children are arriving and leaving school (currently 7:00 – 8:00 a.m. and 2:30 – 3:30 p.m.).

Commissioner Haneline inquired if Section 18-8329 pertains to the Port of Hope and questioned how far Fernan Elementary School is from the Port of Hope.

Deputy City Attorney Wilson stated that number two on the list of the conditions for the Commission to consider states "No registered sex offenders will be allowed at Port of Hope". Port of Hope is approximately 175 feet from Fernan Elementary School.

#### **Public testimony open:**

Deputy City Attorney Wilson stated that before public testimony is open the commission must decide if this is just for new testimony or all testimony. He stated if the commission decides to open testimony a motion is needed.

**Motion by Evans, seconded by Luttropp to open public testimony. Motion approved.**



Jake Danible, 2279 W. Anatole Street, applicant, presented copies of the letters they sent in 2003 and 2008 to notify various agencies of their offer for Residential Re-entry (RRC) Services, or "halfway house". He explained the need for 43 beds and stated that the number does not reflect the actual amount they have in-house, but what is required of us. He added that the extra beds must be contractually available in the event that we needed to return someone from Home Confinement to the facility, overlap of incoming and outgoing offenders, environmental issues (power outages, etc), high risk holidays like Halloween or News Years Eve or financially, they are unable to pay rent due to loss of job, for example.

Commissioner Haneline inquired the average time an offender stays at the Port of Hope.

Tamera Chamberlain, 13412 E. 5<sup>th</sup> Avenue, Executive RRC Director for the Port of Hope, stated that the average offender stays at the Port of Hope between 60 to 90 days. She explained that although it is rare, the maximum stay could be one year because of offenders with disabilities that require longer time to obtain employment or a suitable place to live.

Commissioner Evans inquired how the length of time is calculated for each offender admitted at the Port of Hope.

Ms. Chamberlain explained that once an offender is admitted, they are given so many points for the type of offense they committed, which is determined by the legal system. They also earn or lose Good Conduct while incarcerated based on discipline or behavior in the institution.

Commissioner Haneline inquired what type of GPS is used for admitted offenders.

Mr. Danible explained that the Port of Hope has implemented GPS (Veritracks) on all offenders placed in the Home Confinement component as well as offenders that are found to be in non-compliance with accountability or whose history indicates the potential. He added that staff is alerted anytime the offender leaves the designated location or enters an unauthorized area.

Ms. Chamberlain stated that everyone who enters the Port Of Hope does not wear a GPS; only those offenders who have not committed violent crimes. She explained that their goal is to try and incorporate these people back into society so we track those offenders not using a GPS by calling their employers for input.

Commissioner Evans referenced a letter submitted by School District 271 on August 13, 2013, which states "Port of Hope is unable to track all of its residents on GPS tracking devices" and questioned why not put them on everybody.

Ms. Chamberlain stated in a letter submitted on July 30, 2013, that they would require all offenders to have GPS units in order to promote safety.

Mr. Danible stated that there are people who will deviate from the rules and be reprimanded and in this community there are other offenders that are not part of the Port of Hope.

Wendell Wardell, 2623 East Hayden View Drive, Chief Operations officer for School District 271, stated that the school district supports the mission of the Port of Hope, but cannot support this because of the proximity to the school. He stated that the school district was not aware of the letter submitted by the Port of Hope on July 30, 2013, indicating that all offenders would be tracked. He added that the Port of Hope has been a good neighbor throughout the years and is grateful that nothing has happened in the years they have been open.

Commissioner Evans inquired regarding the estimated length of time for a response call to the Port of hope.

Wayne Longo, Chief of Police, stated response time is determined by the type of call and where the officer is at the time the call comes in. He added if it is for the Port of Hope, it would be quicker depending on the

number of police on duty and where they are when the call comes in.

Shawna Henman, P.O. Box 3014, stated that she is in favor of the Port of Hope and what they are trying to do for the offenders. She added that not all offenders are at the Port of Hope but living among this community in either homeless shelters or hotels. She feels that most people can change and stated that a few years ago her son was molested by a teacher in one of the schools.

Moiria Ducoeur, 1311 Coeur d'Alene Avenue, stated she lives downtown by Port of Hope, has four kids and teaches at Sorenson Elementary. She feels that the east part of Sherman has changed throughout the years with the addition of more transients living in this area. She questioned if the Port of Hope has any connections with the area hotels that have been known to house any of their offenders.

Colleen Krajack, 935 E. Front Avenue, commented from looking at the police website that lists where sex offenders reside in the city, discovered that Port of Hope has six offenders listed and concerned they are lying. She added that when looking at the names of the offenders, she noticed that not all of them were from Idaho and questioned if Port of Hope is doing this solely for the money.

Scott Krajack, 935 E. Front Avenue, stated that the offenders who don't live in Idaho should not have a choice, but to stay in prison.

Julie Menedit, 991 Veranda Drive, stated she is part of a "moms' group whose kids attend Fernan Elementary. She understands the Port of Hope mission but feels the facility is in the wrong location.

Sylvia Lampard, 31545 S. Highway 97, stated her son is planning to relocate with his family including his 8 year old son and feels that unless something changes, this area is not a safe place to raise children.

Cindy Merk, 1416 E. Coeur d'Alene Avenue, stated that they built their home 5 years ago and has slowly watched the area deteriorate and would like to see the east side of town cleaned up. She added that her grandchildren come over and play at her house and is concerned for their safety. She reminded the Planning Commission of their goals listed on the website and feels they are not doing their job by approving this request.

**Public testimony closed:**

**Rebuttal:**

Jake Danible explained that this area is unique being bordered by other states and because of that we get offenders from different areas He added that once an offender has finished his time at Port of Hope and they're not from Idaho, they don't stay.

Commissioner Haneline stated a question came up from previous testimony that a lot of the offenders have different names.

Ms. Chamberlain explained that the sheriff's department registers the offenders and not the Port of Hope.

Mr. Danible explained that the websites that list offenders are slow to update their information and that some offenders do have other names they go by.

Commissioner Haneline inquired about the exclusion zone around the Fernan Elementary School and questioned how that works if an offender enters that zone.

Ms. Chamberlain explained that the system will alert the facility within one minute if an offender enters the exclusion zone.

Commissioner Haneline inquired who gets the call once an offender enters the exclusion zone.

Ms. Chamberlain explained that the call is received by someone on duty at the Port of Hope and the alarm is not turned off until the offender returns or key staff locates the offender.

Commissioner Bowlby inquired what is the maximum number of offenders housed at the Port of Hope.

Ms. Chamberlain explained that the maximum number of beds dedicated to the criminal portion is 43 beds, and the average number of offenders is 25-30.

Mr. Danible explained that the number fluctuates because of graduating offenders and stated during the slow time the amount of offenders has been nine.

Commissioner Evans inquired if any of the Port of Hope graduates are living in the hotels when they are released.

Ms. Chamberlain explained that the offenders leaving Port of Hope are required to have a place to go to when released. She feels that the community is confused assuming that offenders leaving the facility are staying in the area hotels, which is wrong.

Commissioner Evans inquired if there are six sex offenders at the Port of Hope.

Mr. Danible stated that number is not correct and explained that the websites are not updated on a regular basis.

Commissioner Haneline questioned if Port of Hope has considered relocating in the future.

Mr. Danible stated if in the future we require additional beds we would move. He added that if anybody in the community is aware of another location please notify them. He commented that he understands the community's concerns.

Commissioner Evans appreciates what the Port of Hope does for this community, but feels being located near a school is putting children at risk.

Ms. Chamberlain stated there are a lot of sex offenders that aren't supervised compared to the offenders who are at Port of Hope who are monitored 24/7.

Commissioner Luttrupp inquired what the difference is between a halfway house and the Port of Hope.

Mr. Danible explained that a halfway house was changed to transition house because the Port of Hope takes these offenders and teaches them the skills to transition back into the community. He added that this is a strict program and if the rules are not obeyed the offender is sent back to the federal prison.

#### **Public testimony closed.**

#### **Discussion:**

Commissioner Haneline stated that he respects the program, but feels that the location is not appropriate.

Commissioner Evans stated that she supports the Port of Hope's vision and how they have educated the community on their services but is struggling with the location.

Commissioner Luttrupp stated that if there was a criterion for the distance between the school and the Port of Hope, he does not have a problem with this request. He feels this type of service is needed in the community.

Commissioner Evans stated that from listening to the testimony, people do not want this in this community. She added that her concern is to protect the children who attend Fernan Elementary.

Commissioner Luttropp stated he would support this request if we had a time limit to try and come up with criteria that meets the emotion of the community and is acceptable to each of us.

Commissioner Evans feels if this is approved and something happens to one of the children, it would not be acceptable.

**Motion by Evans, seconded by Haneline, to deny Item SP-3-13. Motion approved.**

ROLL CALL:

Commissioner Evans	Voted	Aye
Commissioner Haneline	Voted	Aye
Commissioner Luttropp	Voted	Aye

Motion to deny carried by a 3 to 0 vote.

2.      Applicant:      Selkirk Development, LLC  
         Location:      380 E. Kathleen  
         Request:      A proposed Business Supply Retail Sales; Convenience Sales,  
                                 Food and Beverage Sales (on & off site consumption), Home furnishing  
                                 Retail Sales, Finished Goods Retail Sales, Specialty Retail Sales,  
                                 Business Support Service, Consumer Repair Service, Convenience  
                                 Service and Veterinary Clinic (indoor) special use permit in the  
                                 C-17L (Commercial Limited) zoning district.  
                                 QUASI-JUDICIAL, (SP-5-13)

Planner Holm presented the staff report and answered questions from the Commission.

Engineering Services Director Dobler requested that if the special use is approved, to consider omitting condition number one (1) in the staff report. He explained in the past the planning commission has approved the site plan with the special use permit and in this case, the site plan will change through the building permit process.

**Public testimony open:**

Bill Brooks, 309 W. 2<sup>nd</sup> Street Spokane, applicant, stated we looked at the Comprehensive Plan and the uses allowed in the C-17 zone and decided anything associated with “soft retail” worked. He explained that this project is more neighborhood focused and feels most of the uses listed would fit into a neighborhood.

Commissioner Haneline stated from looking at the proposed uses listed a bar and grill and inquired how many feet would this be from the school.

Mr. Brooks stated there is a 300 foot radius from this property to the school.

Commissioner Haneline inquired if the applicant sent out letters to the neighborhood to let them know about this project.

Mr. Brooks commented that he did send letters to the neighbors.

Vice-chair Bowlby inquired if staff could explain how ingress/egress will be designed.

Director Dobler explained that staff met with the applicant before he submitted his plan and discussed different ways this will be designed once the building permit is issued.

Phil Boyd, 2177 E. Totten Lane, stated he feels this request should be a zone change request and showed a picture of what exists on the property today versus what the applicant is proposing. He explained that the applicant is proposing many uses that would not be appropriate for this property and feels this request should be denied.

Bob Covengton, 5252 Hayden View, stated he feels this request is not consistent with the comprehensive plan for this area. He explained that the project they are proposing will not blend with the existing site and feels that the applicant listed all the uses allowed in the C-17 zoning district and the applicant does not have a specific plan. He suggested that the planning commission deny this without prejudice, so the applicant can come back when he has some specific uses.

**Rebuttal:**

Mr. Brooks feels that he based his selection of uses on the type of businesses that would fit in a neighborhood. He stated that he wants to work with the neighborhood to be a good neighbor.

Commissioner Haneline inquired if the applicant has any tenants ready to go.

Mr. Brooks stated they have some folks who are interested, but not ready to start construction on this anytime soon. .

Public testimony closed:

**Discussion:**

Commissioner Luttrupp feels that he would like to see the applicant come back when he has a specific plan and feels this is too broad of a request.

**Motion by Haneline, seconded by Evans to deny without prejudice Item SP-5-13 and direct staff to prepare the findings. Motion approved.**

**ROLL CALL:**

Commissioner Evans	Voted	Aye
Commissioner Haneline	Voted	Aye
Commissioner Luttrupp	Voted	Aye

Motion to deny without prejudice carried by a 3 to 0 vote.

4.     Applicant:     Hat Trick Investments, LLC  
       Location:     2801 N. 15th  
       Request:     A proposed 11-lot pocket residential development  
                         QUASI-JUDICIAL, (S-2-13)

Planner Stroud presented the staff report. There were no questions for staff.

**Public testimony open:**

Drew Dittman, 3909 Schreiber Way, applicant representative, stated that the staff report presented was great and stated that the developer has done other pocket housing projects in this area. He stated all utilities are in and that this project will be two phases with the first phase having six lots. He then asked if the commission had any questions.

There were no questions for the applicant.

Steve McCabe, 1315 E. Stiner Avenue, stated he objects and is concerned about about parking. He explained that from the site plan, it looks like they will only have one parking space and parking in the street is a concern.

Charles Stark, 1412 Gilbert, stated he lives across the street and from looking at the site plan, he is concerned about parking.

**Rebuttal:**

Mr. Dittman explained the parking requirements for pocket housing with detached garages in the back. He stated that after discussing with staff, that this meets the off-street parking requirements with 16-foot driveways.

Commissioner Bowlby inquired if access will be allowed on 15<sup>th</sup> street.

Mr. Dittman stated that access will be allowed on 15<sup>th</sup> Street and Best Avenue, which is a fully signalized intersection.

**Public testimony closed:**

**Motion by Evans, seconded by in Luttrupp, to approve Item S-2-13. Motion approved.**

**ROLL CALL:**

Commissioner Evans	Voted	Aye
Commissioner Haneline	Voted	Aye
Commissioner Luttrupp	Voted	Aye

Motion to approve carried by a 3 to 0 vote.

**ADJOURNMENT:**

Motion by Luttrupp, seconded by Haneline, to adjourn the meeting. Motion approved.

The meeting was adjourned at 9:26 p.m.

Prepared by Shana Stuhlmiller, Public Hearing Assistant

**COEUR D'ALENE PLANNING COMMISSION  
FINDINGS AND ORDER**

**A. INTRODUCTION**

This matter having come before the Planning Commission on August 13, 2013, and there being present a person requesting approval of ITEM SP-5-13, for additional commercial and service uses in a C-17L zone by way of special use permit.

**APPLICANT:** SELKIRK DEVELOPMENT, LLC

**LOCATION:** 380 E. KATHLEEN - APPROX 2.241 ACRES

**B. FINDINGS: JUSTIFICATION FOR THE DECISION/CRITERIA, STANDARDS AND FACTS  
RELIED UPON**

- B1. That the existing land uses are Civic (school, church, essential service), commercial, residential and vacant land.
- B2. That the Comprehensive Plan Map designation is Stable Established.
- B3. That the zoning is C-17L.
- B4. That the notice of public hearing was published on, July 27, 2013, which fulfills the proper legal requirement.
- B5. That the notice of public hearing was posted on the property on August 4, 2013, which fulfills the proper legal requirement.
- B6. That 73 notices of public hearing were mailed to all property owners of record within three-hundred feet of the subject property on July 26, 2013.
- B7. That public testimony was heard on August 13, 2013.
- B8. Pursuant to Section 17.09.220, Special Use Permit Criteria, a special use permit may be approved only if the proposal conforms to all of the following criteria to the satisfaction of the Planning Commission:
  - B8A. The proposal is in conformance with the comprehensive plan, as follows:

Based on the staff report, comments by the applicant, Planning Commission and the public, the following elements of the 2007 Comprehensive plan support some degree of commercial use on the subject property.

**NE Prairie Tomorrow:**

The characteristics of NE Prairie neighborhoods will be:

- Commercial uses are concentrated in existing commercial areas along arterials with neighborhood service nodes where appropriate.

**Objective 1.14**

**Efficiency:**

Promote the efficient use of existing infrastructure, thereby reducing impacts to undeveloped areas.

**Objective 3.06**

**Neighborhoods:**

Protect the residential character of neighborhoods by allowing residential/ commercial/ industrial transition boundaries at alleyways or along back lot lines if possible.

- B8B. The design and planning of the site is not compatible with the location, setting, and existing uses on adjacent properties.

This is based on the request of the applicant seeking an extensive number of commercial uses for the subject property. The applicant did not provide substantiation that the need for a mix of uses beyond what is allowed by right in the existing C-17L zoning district was justified for approval. Planning Commission finds that the range of uses requested could adversely affect adjacent property.

- B8C. The location, design, and size of the proposal are such that the development will be adequately served by existing streets, public facilities and services.

This is based on staff report comments affirming that existing streets, public facilities and services are available to or near the subject property.

**C. ORDER: CONCLUSION AND DECISION**

The Planning Commission, pursuant to the aforementioned, finds that the request of **SELKIRK DEVELOPMENT, LLC** for a special use permit, as described in the application should be denied without prejudice.

Motion by Haneline, seconded by Evans, to adopt the foregoing Findings and Order.

ROLL CALL:

Commissioner Evans	Voted Yes
Commissioner Luttrupp	Voted Yes
Commissioner Haneline	Voted Yes

Commissioners Messina and Soumas were absent.

Motion to deny without prejudice carried by a 3 to 0 vote.

---

VICE-CHAIR BOWLBY



**PLANNING AND ZONING COMMISSION  
STAFF REPORT**

DATE: September 10, 2013

FROM: Warren Wilson, Deputy City Attorney

SUBJECT: 0-1-13. Requested Amendments Regarding Location of Criminal Transitional Facilities.

-----

**DECISION POINT:**

Provide the City Council with a recommendation regarding adopting the proposed amendments to the municipal code regarding the location of Criminal Transitional Facilities.

**HISTORY:**

The City Code currently only allows Criminal Transitional Facilities to locate in commercially zoned areas via the issuance of a Special Use Permit. Pioneer Human Services has requested that the code be amended to update the definition of Criminal Transitional Facility and to allow Criminal Transitional Facilities to locate in the Manufacturing and Light Manufacturing districts via the issuance of a Special Use Permit. Finally, the Commission may wish to consider whether some types of Criminal Transitional Facilities should be allowed by right in manufacturing areas or other changes to the types of requirements that the Commission is charged with determining through the Special Use Permit Process.

**PERFORMANCE/QUALITY OF LIFE ANALYSIS:**

1. Proposed Definition Change to M.C. 17.03.040(F):

The applicant has suggested amending the definition of Criminal Transitional Facility as follows:

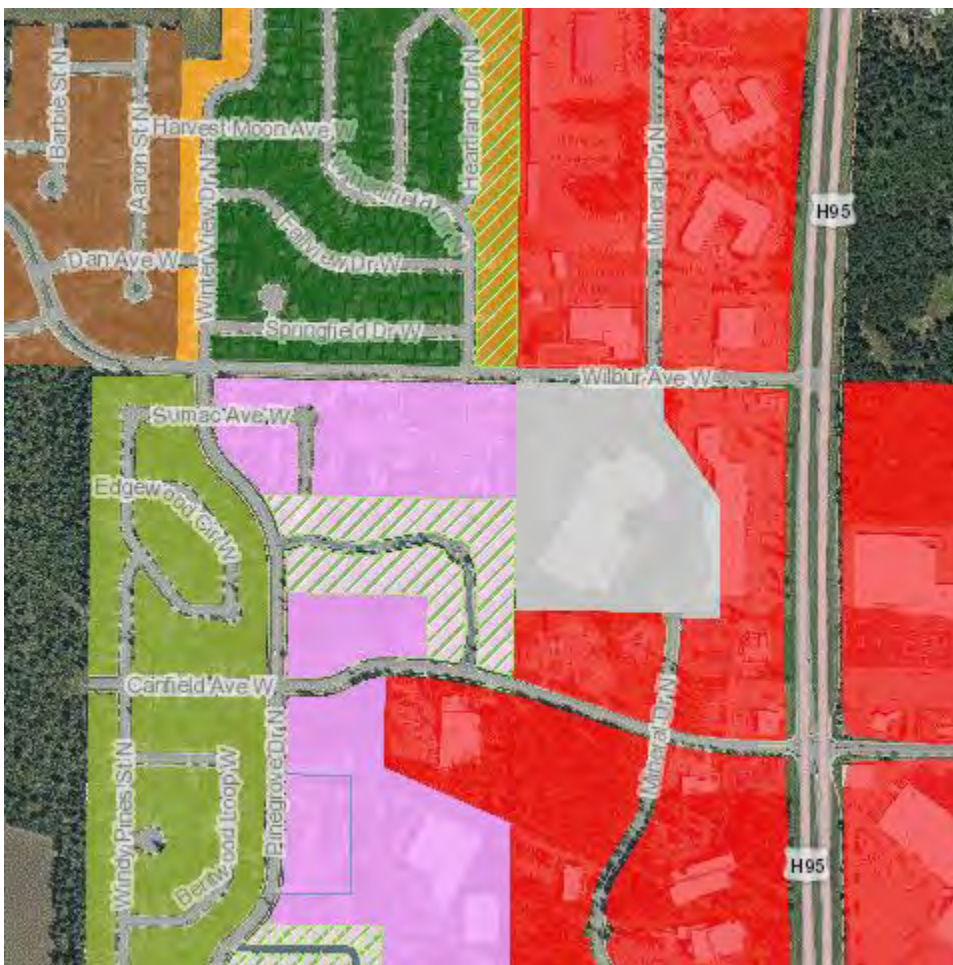
F. Criminal transitional facility: Providing transitional living accommodations for three (3) or more residents who are on probation, ~~or on parole~~ or participating in early release programming while in the custody and/or control of the federal or state prison systems for a felony. The maximum number and type of offenders, based on the offenses committed, the extent of supervision required, and the length of allowable transition period ~~may shall~~ be set by special use permit.

2. Allowing Criminal Transitional Facilities in the Manufacturing (M) and Light Manufacturing (LM) Zones:

Both the Manufacturing and Light Manufacturing District allow all commercial activities.

The following areas are zoned Manufacturing (M) or Light Manufacturing (LM):

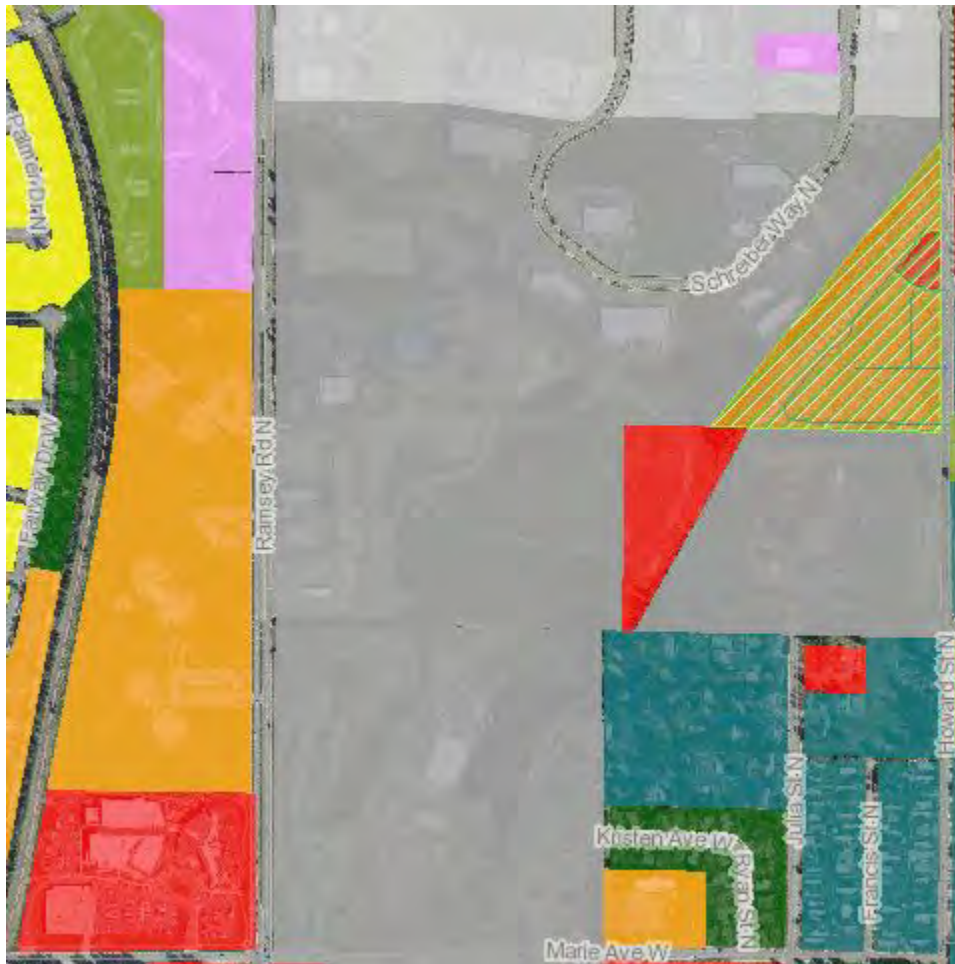
Wilbur Avenue Light Manufacturing:



Kathleen Avenue to Park Avenue Light Manufacturing:



Marie Avenue to Kathleen Avenue Manufacturing and Light Manufacturing:





Industrial Park Manufacturing:



**DECISION POINT:**

Provide the City Council with a recommendation regarding adopting the proposed amendments to the municipal code regarding the location of Criminal Transitional Facilities.



PIONEER  
HUMAN SERVICES  
A CHANCE FOR CHANGE

7440 W Marginal Way S  
Seattle, WA 98108

206.768.1990 tel | 206-768-8910 fax  
www.pioneerhumanservices.org

July 16, 2013

Mr. Dave Yadon  
City of Coeur d'Alene Planning Department  
710 E. Mullan Avenue  
Coeur d'Alene, Idaho 83814

**RE: *Pioneer Human Services  
Request for Administrative Zoning Interpretation***

Dear Mr. Yadon:

Pioneer Human Services is interested in siting a Residential Reentry Facility in the City of Coeur d'Alene pursuant to a contract with the Federal Bureau of Prisons. Before applying for a special use permit, Pioneer would like to confirm that this type of facility fits within the definition of a "Criminal Transitional Facility" under the City's zoning code. Pioneer is working to identify an appropriately zoned site and to complete substantial additional due diligence. It is therefore important to determine early in the process that our facility, assuming compliance with all lawful conditions and requirements, would preliminarily qualify for any necessary land use permit.

By way of background, Pioneer is a leading provider of counseling, transitional and substance treatment services in the Northwest for over fifty years. Pioneer's Residential Reentry Facility houses and develops skills for individuals who are completing the remaining twelve months of a sentence for a federal crime. The residents will be not be new residents to North Idaho, but rather will have designated their place of release as the North Idaho region based upon their prior residency or connectedness to the region. They are still under the custody of the Federal Bureau of Prisons as they are completing the remainder of their sentence. The facility will provide between 21 and 43 beds with lockdown hours, meals, bathing facilities, exercise rooms, counseling facilities and administrative offices.

The facility will also provide for an on-site training facility to develop employment-readiness and manufacturing skills for its residents. These skills are designed to reduce the potential for re-offending and provide marketable workforce skills. If permitted, Pioneer expects that its facility will introduce millions of dollars into the local economy through both the development of the facility, job creation and mandated subcontracting with local small businesses. In addition, the agreement with the Federal Bureau of Prisons obligates Pioneer to use local contractors and minority owned businesses.

Pioneer understands that the City's zoning code equates this type of use with that of a "Criminal Transitional Facility." Section 17.03.040(F) of the City code defines a "Criminal Transitional Facility" as:

·Providing transitional living accommodations for three (3) or more residents who are on probation or parole for a felony. The maximum number and type of offenders, based on the offenses committed, the extent of supervision required, and the length of allowable transition period shall be set by special use permit.

Pioneer further interprets the Coeur d'Alene City Code to permit the siting of Criminal Transitional Facilities only in the C-17 and C-17L zones under a special use permit, but currently does not permit such a use within either the Manufacturing or Light Manufacturing zones. If this interpretation is incorrect, please advise. Further, we would want to know whether an attached occupational and manufacturing academy would require additional permitting beyond that of a special use permit of the type referenced above.

The definition of "Criminal Transitional Facility cited above utilizes the term "parole." Since 1984, the Federal Bureau of Prisons no longer provides for traditional "parole" for federal crimes. Before the use of "parole" was abolished, it was considered to be a conditional release from incarceration prior to the termination of a sentence. In lieu of "parole," the Federal Bureau of Provisions provides for the use of a Residential Reentry Facility enabling inmates to fill out the remainder of their unexpired sentence, provided a resident satisfies the prerequisites of the program. Such pre-release residents reside at the facility, receive training at the facility and are employed in the community. The two definitions appear to be functionally equivalent by providing for the same type of conditional release from incarceration to persons still under sentence from a federal crime.

Pioneer kindly asks that the City confirm its understanding that this type of facility would fall within the definition of "Criminal Transitional Facility," therefore enabling it to apply for a special use permit from the City.

Thank you for your assistance in this matter and please do not hesitate to contact me should you have any questions.

Sincerely,



Steve Woolworth  
Vice President, Adult and Juvenile Reentry



DENNIS M. DAVIS

dmd@witherspoonkelley.com

208.667.4000

July 26, 2013

Mr. Dave Yadon  
City of Coeur d'Alene Planning Department  
710 E. Mullan Avenue  
Coeur d'Alene, Idaho 83814

**Re: Pioneer Human Services  
Zoning Code Amendment**

Dear Mr. Yadon:

We are counsel to Pioneer Human Services ("Pioneer"). Pioneer asks that the City of Coeur d'Alene consider three amendments to its zoning code to expand the definition of Criminal Transitional Facility to comply with current Federal law and to enable the siting of such facilities in the Light Manufacturing and Manufacturing zones.

Pioneer's Residential Reentry Center programs are operated pursuant to a contract with the Federal Bureau of Prisons. The facilities house and develop skills for individuals who are completing the remaining 12 months of a sentence for a federal crime. The residents are deemed to be in the custody of the Federal Bureau of Prisons, but are no longer incarcerated within a federal penitentiary. A Residential Reentry Center provides for on-site training facilities to develop employment-readiness and manufacturing skills. It also houses the persons enrolled in the program. These skills are designed to reduce the potential for re-offending and provide marketable workforce skills.

The definition of "Criminal Transitional Facility" within the City's zoning code under Section 17.03.040(F) utilizes both the terms "parole" and "probation." Since 1984 and the enactment of the Comprehensive Crime Control Act of 1984, the Federal Bureau of Prisons no longer provides traditional "parole" for federal crimes. Before the use of "parole" was discontinued, it was considered to be a conditional release from incarceration prior to the termination of a sentence. In lieu of "parole," the Federal Bureau of Provisions currently provides for the use of a Residential Reentry Center enabling inmates to fill out the remainder of their unexpired sentence, provided a resident satisfies the prerequisites of the program. This is sometimes also referred to as an "early release" program. In order to clarify that the current regulatory program employed by the Federal Bureau of Prisons is permitted under the City's zoning code, Pioneer submits the text amendment attached as Exhibit "A."



Mr. Dave Yadon  
July 26, 2013  
Page 2

---

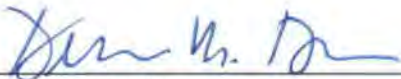
In addition to amending the definition of Criminal Transitional Facility, Pioneer also proposes permitting the use in the Light Manufacturing and Manufacturing zone. A portion of the Residential Reentry Center program focuses on developing manufacturing skills prior to release from custody, a use that is compatible with the City's Light Manufacturing and Manufacturing zones.

Pioneer is currently performing its due diligence on various sites in the City and attempting to bid on the Federal Bureau of Prisons for the award of a Residential Reentry Center contract. Given the limited time available to Pioneer, it requests that the City consider the amendments to the zoning code at the August 2013 Planning Commission meeting.

Thank you for your consideration of Pioneer's zoning code amendments. Please do not hesitate to contact me should you have any questions.

Very truly yours,

WITHERSPOON KELLEY



Dennis M. Davis

/dmd

Enc.

cc: Pioneer Human Services  
Warren Wilson, City Attorney's Office

K:\wdocs\cdamain\70854\0002\00078575.DOCX

**Exhibit "A"**  
**Pioneer Human Services**  
**Request for Text Amendment to**  
**the Coeur d'Alene Municipal Code**

**Amend section 17.03.040 as follows:**

**17.03.040: GENERAL DESCRIPTION OF CIVIC ACTIVITIES**

Civic activities include the performance of utility, educational, recreational, cultural, medical protective, governmental, and other activities which are strongly vested with public or social importance and are described as follows:

F. Criminal transitional facility: Providing transitional living accommodations for three (3) or more residents who are on probation, ~~or on parole~~ or participating in early release programming while in custody and/or control of federal or state prison systems for a felony. The maximum number and type of offenders, based on the offenses committed, the extent of supervision required, and the length of allowable transition period ~~may~~ shall be set by special use permit.

**Amend section 17.05.760 as follows:**

**17.05.760: PERMITTED USES; SPECIAL USE PERMIT**

Permitted uses by special use permit in an LM district shall be as follows:

Administrative offices.  
Adult entertainment.  
Banks and financial establishments.  
Business supply retail sales.  
Business support service.  
Commercial recreation.  
Communication service.  
Consumer repair service.  
Convenience sales.  
Convenience service.  
Criminal Transitional Facility  
Department stores.  
Extensive impact.  
Extractive industry.  
Finished goods retail.  
Food and beverage stores for on/off site consumption.  
Funeral service.  
Group assembly.  
Home furnishing retail sales.  
Hotel/motel.  
Personal service establishments.  
Professional offices.  
Retail gasoline sales.

Specialty retail sales.  
Veterinary office or clinic.  
Wireless communication facility.

**Amend section 17.05.840 as follows:**

**17.05.840: PERMITTED USES; SPECIAL USE PERMIT**

Permitted uses by special use permit in an M District shall be as follows:

1. Adult entertainment.
2. Heavy manufacture.
3. Extractive industry.
4. Commercial recreation.
5. Professional offices.
6. Administrative offices.
7. Banks and financial establishments.
8. Personal service establishments.
9. Business supply retail sales.
10. Convenience sales.
11. Criminal Transitional Facility
- 12 ~~11~~. Department stores.
- 13 ~~12~~. Food and beverage stores for on/off site consumption.
- 14 ~~13~~. Home furnishing retail sales.
- 15 ~~14~~. Specialty retail sales.
- 16 ~~15~~. Finished goods retail.
- 17 ~~16~~. Veterinary office or clinic.
- 18 ~~17~~. Hotel/motel.
- 19 ~~18~~. Business support service.
- 20 ~~19~~. Communication service.
- 21 ~~20~~. Consumer repair service.
- 22 ~~21~~. Convenience service.
- 23 ~~22~~. Funeral service.
- 24 ~~23~~. Group assembly.
- 25 ~~24~~. Retail gasoline sales.
- 26 ~~25~~. Wireless communication facility.

**MAYSVILLE BOARD OF ADJUSTMENT**  
**Regular Meeting**  
**September 13, 2010**

The Maysville Board of Adjustment held a regular meeting on September 13, 2010 at 5:30 p.m. at the Maysville Municipal Building. Members present: Dave Wallingford, Peggy Crum, Mary Bishop, Jerry Andrews, Betty Coutant and Elizabeth Andrews. Members absent: Tom Blakefield. Staff present: Matt Wallingford.

Chairwoman Peggy Crum called the meeting to order.

**Public Hearing: Conditional Use Permit, Opal Brooks—Halfway House, 902 Forest Avenue**

Matt explained to the Board that Opal Brooks is applying for a conditional use permit to operate a halfway house at 902 Forest Avenue. He states that the property is zoned Oldtown Residential (R-4B) and the proposed use was classified as a counseling/social service in which a conditional use permit is required. He stated that all adjoining property owners were notified by certified mail, a sign was placed on the property, and notification was placed in the Ledger Independent to satisfy KRS 424 & 100.

Matt explained to the audience how the public hearing would be structured and that everyone wishing to speak would be sworn in. At that time, Matt asked everyone wishing to speak to raise their right hand; and they were sworn in.

Motion by Jerry Andrews, second by Elizabeth Andrews to close the regular meeting and enter a public hearing. Voting aye: all.

Opal Brooks: My husband Harry and I would like to open a halfway house for men that have been incarcerated for non-violent felony charges that include but are not limited to alcohol/drug abuse, failure to pay child support, etc. Jack & Julia Williams have donated the house should the permit be approved. The facility will be supervised 24/7 by a responsible supervisor, and the house will have faith based standards. The goal is to reduce the homeless population and those who return to prison by helping them with basic services such as finding a job and getting a drivers license.

Harry Brooks: I am a retired law enforcement officer of 25 years, 22 of which I served with the Maysville Police Department. I am currently the pastor at Stonelick Baptist Church. Three of my children are in jail at the moment and so the establishment of a halfway house is very important to me. Mr. Brooks went into more detail regarding his aspect as a former officer of the law as well as the R-6 Program.

Bill Bolt: States he is the director of the Bracken Ministers Association and discusses the R-6 Program.

Charles Eppensteiner: States that he lives at 408 Tyler Street and that there are six widows in the area and does not support the project at the proposed location.

Connie Staggs: States she lives at 904 Forest Avenue and says that a halfway house scares her and thinks it needs to be somewhere else.

Mason Pollock: States that he lives at 409 Central Avenue and the proposed project scares people.

Curtis Oliver: States he lives at 1211 Forest Avenue and is a part of the Northeast Kentucky Recovery Task Force. Their mission is to create safe communities and without a second chance, certain crimes will be repeated. He is in favor of the halfway house.

Vivian Stone: States that she lives at 407 Pelham Street and does not think that a halfway house should be operated on Forest Avenue. She states she is for this type of project, just not at the proposed location.

Jim Dixon: States that he lives at 408 Central Avenue. Says he raised two kids who have done well in society and does not believe this project should be located in his neighborhood. Says they do not know who lives in their neighborhood NOW, that there is already a similar facility on Forest Avenue and there does not need to be another.

Cecil Bellamy: States that he lives on Creamery Pike, and that anyone could come in and lease this property who could have a criminal background.

Jim Dixon: Asks if the people will be monitored?

Harry Brooks: They will be monitored most of the time, but they will not be monitored all night.

Jim Dixon: Will they all be local?

Harry Brooks: The preference is to have everyone be local, but that may not be the case. He understands the concerns from the citizens at the meeting. He states that if people do not obey the program, they will be kept out.

Jim Dixon: Have you looked at locating in a remote area?

Harry Brooks: We have struggled finding a place and now we have someone willing to donate the property.

Brenda Dixon: States she lives at 408 Central Avenue. Says that they have had numerous problems the past five years in their neighborhood and do not want anymore.

Melissa Miller: States that she works at O'Hana Salon on Forest Avenue adjacent to the proposed location and is concerned about property values in the neighborhood.

Jim Dixon: Talks about his encounter with a felon walking down the street.



Bill Bolt: States that there are a lot of folks that need a place to go, and that this would be a transition house from jail back into society.

Patricia Hammonds: States she is a nurse who worked in the prison system. Says that people tell her they do not know what to do when they get out of prison, and that they need help finding a job.

Lester Early: States that he is a part of an organization called Never Alone/Never Again. He is a recovering addict and it is difficult for people when they get out of prison.

Brenda Dixon: She thinks the project needs to go somewhere else; possibly a rural area.

Opal Brooks: States that these folks are not prisoners when they come home. There will be a curfew and someone at the house 24/7.

Motion by Jerry Andrews, second by Mary Bishop to close the public hearing and reenter the regular meeting. Voting Aye: All.

Peggy Crum: Where will you get the funding?

Harry Brooks: The R-6 Program will be the major source, and we will solicit funds from anyone that can help.

Betty Coutant: Where in the County can this type of use be located?

Matt Wallingford: The Community Zones.

Dave Wallingford: Is there another facility that provides these services?

Jeff Schumacher: No.

Peggy Crum: How large is the house? How many people can it hold?

Opal Brooks: It has seven bedrooms, but one bedroom will have to be turned into a bathroom.

Peggy Crum: Will meals be provided?

Harry Brooks: Yes. The building is in great need of repair.

Opal Brooks: There are 16 total rooms and the house is very sturdy.

Mary Bishop: Will this be for men only?

Opal Brooks: Yes, only men.

Peggy Crum: What are the qualifications for counselors?

Opal Brooks: We will work with Baptist ministers and licensed colleagues.

Bill Bolt: There is a training program for mentors.

Dave Wallingford: Is this a voluntary program?

Harry Brooks: Yes.

Dave Wallingford to Jim Dixon: What would the danger be?

Jim Dixon: Feels it would be very high, and that this would also be a business.

Bill Bolt: That is not true.

Harry Brooks: We are not in this for a business. Thirty percent of the income would come from people in the house.

Motion by Betty Coutant to deny the application for a conditional use permit from Opal Brooks to operate a halfway house at 902 Forest Avenue because it would be located in an inappropriate area in a residential neighborhood. Voting aye: Betty Coutant, Mary Bishop, and Peggy Crum. Voting no: Dave Wallingford and Jerry Andrews. Motion is carried to deny the permit 3-2.

**MAYSVILLE BOARD OF ADJUSTMENT**  
**Regular Meeting**  
**April 14, 2014**

The Maysville Board of Adjustment held a regular meeting on April 14, 2014 at 5:30 p.m. at the Maysville Municipal Building. Members present: Dave Wallingford, Jerry Andrews, Jason Butler, Michael Parker, Peggy Crum and Elizabeth Andrews. Members absent: Mary Bishop. Staff present: Matt Wallingford and Jeff Schumacher.

Chairperson Peggy Crum called the meeting to order.

**Public Hearing: Conditional Use Permit-- Raymond Reed, Halfway House at 402 Forest Avenue**

Matt defines a Halfway House per the zoning ordinance as: *A transitional facility where a client is involved in school, work and/or training. The client lives onsite while either stabilizing or re-entering society abuse free. The client usually receives individual counseling, as well as group/family/marital therapy. He or she may leave the site only for work, school, or treatment.* He goes over how the meeting will operate.

Motion by Michael Parker to exit the regular meeting and enter a public hearing. Second by Jason Butler. Voting aye: All.

Matt states that all adjoining property owners were notified of the meeting by certified mail, notice was also placed in the Ledger Independent as well as a sign placed on the

property. He makes a matter of record five letters from property owners in the area opposing the conditional use permit. The letters are from: Mike and Juanita Merrill, Candace Howell, Janice & Marty George, Robert Sims, and Rodney & Delores Baker. He also presents a petition signed by 72 property owners in the area who object to the conditional use permit.

Matt gives the oath to anyone wishing to speak.

**Jackie Sue Wright (Counsel for applicant Raymond Reed)**

Ms. Wright states this is an application for a sober living facility and that it is different from a halfway house in that it is not tied to the Department of Corrections. It is a voluntarily administered program with people who choose to be in the program. Raymond Reed does not own the property. The home would offer an alcohol and drug free environment, and be structured with a 12-step program. This facility would not be licensed nor funded by any local or state government, and residents would pay rent. Numerous heroin forums have been conducted in the area and surrounding counties which she concludes, have been very informational and powerful. The message gained out of these forums is that something has to be accomplished with the drug problem in the area.

**Ray Reed**

Mr. Reed states that his daughter had an addiction at a young age, and that in fact, the 12-step program works. He never had hope for his daughter, but his mind changed when he attended the heroin forums. He states that he is not proposing anything new, and that they will focus on those individuals who want to help themselves. The people living in the proposed facility will govern themselves in a drug-free environment. Recovery comes first and they will commit to being positive neighbors. He stated that they need to be in an area of town that has access to the City's bus route. Individuals staying at the house will pay rent, do chores, and will meet together once a week with all members. There will be zero drug addicts living in the facility.

**Delores Baker- 403 Forest Avenue**

Ms. Baker states that she and her husband live directly across the street from the proposed home, and the bus stop for kids after school is right in front of their house. She objects to the granting of a conditional use permit as this is not an essential use of property in this neighborhood; although, she commends Ray Reed for his efforts. She asks some questions: if people living there violate the conditions of the home, will they be kicked out? Will this promote the public health, safety and welfare? What precautions are put in place for our kids? This is not a licensed facility and Mr. Reed has zero background for recovery programs. People will still be in the community and we will still have trouble in the area. Who is going to manage the facility? What is the recidivism rate? High most likely. What is the crime rate around these facilities? She has spoken with Donna Penrose; what will happen to a licensed facility if this one passes



and it gets shut down? Will there be criminal background checks on those living in the facility? She loves her neighborhood, especially for her grandchildren, but feels this type of facility will reduce their property value.

**Janice George- 408 Forest Avenue**

She states that the City bus will stop anywhere, not just at particular locations. She has 20 years in working with those with mental abuse and knows the 12-step program works. These facilities need to be licensed with an AODE license from the State of Kentucky. This proposed property is only 3-4 feet from the sidewalk and shares a driveway with the neighbors. There would not be anywhere for the people living there to "spread out." She says she had neighbors next to her that were in recovery, and that did not go well including bouts of domestic violence. She went 3-4 blocks around the house to gather the signatures for the petition, and all those that signed were concerned. This is not a good place for recovering addicts, and it needs to be out of a residential neighborhood. A lot of addicts have criminal backgrounds and she is concerned about property values in the area.

**Trisha Kirkland- 6004 Ross Drive**

She owns property in Maysville, and does not like the stigma that is placed on recovering addicts. She says we are all affected by drug use, and with a sober living facility, people are drug tested. She lost her son in November, and the best success he had was when he was in a sober living facility. She says that these facilities are not operated under State or Federal income. Her son was at his best when he was helping other. Addicts can help addicts better than loving parents can. She has started a foundation in honor of her son and she uses the funds to support those who are addicted to substances. She pays the rent for those in sober living facilities. She begs the Board to do something as we have an epidemic in the area. She states that you don't have to be afraid of these people.

**James Shires- 339 Forest Avenue**

He is concerned about supervision at the facility, as well as property values. He also has safety concerns on Forest Avenue, including pedestrian and vehicular. He safety concerns for the children who use the bus stop as there are no signs, crosswalks, and bad sight distance. He does not want this type of facility on Forest Avenue as he only sees difficulties and urges the Board to vote no.

**Barry Miller- 430 Forest Avenue**

He has seen the neighborhood go downhill with a lot of drug traffic. He loves to see his grandchildren and great-grandchildren go up and down the street. What happens when an addict relapses? He's seen a lot of drug deals go down and there has to be a better place for one of these facilities.

**Robert Sims- 404 Forest Avenue**

Mr. Sims lives right next door to the proposed facility, and has been there for around 30 years. He drives a truck and is gone 5-6 nights out of the week. He does not want his wife home by herself near one of these facilities. He does not want it next to his house.

**Brian Helphinstine**

He says he is scared for our City and everyone living here. He says it is not about being a licensed facility. Addicts are rolling out of the Rigg Motel. He has been a recovering addict for 8 years, and that he is no better or worse than anyone else. His mother had to kick him out of her house, and he had no where to go. He says heroin is here because the kids want it, and that there is a methadone clinic going in right beside the Maysville Police Department. He thanks everyone who has spoken and states that the Americans with Disabilities Act and Fair Housing Act protects addicts. Licensing a facility does not work. Dope is coming from Cincinnati, and that we are all our brother's keepers. He says he came to the meeting for the next addict and is tired of seeing his friends die from addiction.

**Robert Boone- 311 Commerce Street**

He is not worried about people taking kids, but is worried about dealers selling to kids. We should not have enabling environments and that is what the East End has become. This could create an even worse enabling environment.

**Rodney Baker- 403 Forest Avenue**

He appreciates what Mr. Reed is trying to do. All of the people that have spoken for the halfway house do not live in the neighborhood. If this was going next to your house, would you want it?

**Katherine Gilligan-- East Second Street**

We went through something similar when Comprehend tried to put a facility on East Second Street, and the Board denied them. I am not condemning anyone as this is an illness, but you don't want this at your front door. She hopes people can find a way to get better, and hopes they WANT to get better. The Board needs to think about how they handled the Comprehend situation. She commends Mr. Reed for his efforts.

**Robbie Detro-- Deerfield Village**

He has lived in the East End all of his life, and believes we need to take care of our own. He believes this needs to be in the County away from residential areas.

**Jim Dixon-- 408 Central Avenue**

He does not think people can keep their doors unlocked anymore. This same type of

application was tried at 902 Forest Avenue and was denied by the Board. This isn't just about kids, but the general public. Drugs are being used outside of the City limits, but sold in the City.

**Raymond Reed**

Drugs are being used by all economic factions. His daughter has been clean for 5 years, but he is concerned about the well being of his grandchildren. Drugs will impact someone in this room, and we cannot argue what the future holds. The Board should look at the community and not an individual location. This will be a peaceful home, and people will not even know what it going on. With this facility, the individuals would govern themselves. Some of the most compassionate people are those who can help themselves. They would not set someone out into the neighborhood who is out of control. He is semi-retired and has limited resources, but would take money out of his 401k to pay for this facility. Men and women will not be living together.

**Robbie Detro**

States that he found a needle and bullet casing at January Park.

**Jackie Sue Wright**

She states that this facility would promote the public's health, safety, and welfare in the long run. There are children everywhere and does not see how this project would have any effect on traffic. People are getting off of buses now near drug addicts. Even though most of the people in the room do not want it, the Board can put conditions on the approval.

Motion by Dave Wallingford to exit the public hearing and re-enter the regular meeting. Second by Elizabeth Andrews. Voting aye: All.

Peggy Crum asks who would be in charge of the facility. Ray Reed states it would be the person who has been sober the longest.

Elizabeth Andrews asks how many people would be living in the facility. Ray Reed states it is a four bedroom house that could handle 12 people. He goes on to state that it is a recovery house and the people will govern themselves. He will make sure that the house is kept in good shape.

Michael Parker asks about how long a person would stay at the house. Ray Reed states for about 1 1/2 years.

Elizabeth Andrews asks where they will find recovering addicts. Ray Reed states that they will find us.

Peggy Crum asks how will they find you. Ray Reed simply states they will.

Elizabeth Andrews asks if residents will be tested. Ray Reed states they have to have been detoxed.

Jason Butler asks if they are aware of halfway houses located in other cities, and will it be all male residents. Ray Reed states yes to both questions.

Jason asks what other areas of the city they have looked at for location of a facility. Ray Reed states numerous locations, but he cannot afford them, and that this is not a spur of the moment idea.

Michael Parker questions some of the procedures that have been outlined. He states that Mr. Reed does not seem sure of a lot of things. Ray Reed states that he will not tolerate increasing the crime rate.

Elizabeth Andrews asks Matt where they are a permitted use. Matt states in the multi-family residential and downtown business zones.

Michael Parker states that he does not feel like he has enough information to approve this application.

Jeff Schumacher states that there either has to be a motion to deny or approve the application. If you don't think you have enough information to approve the application, you will make a motion to deny it based upon lack of information, you do not think that is the best location, or whatever the case may be.

Matt reminds the Board to state their reason for whatever motion is made.

Motion by Michael Parker to deny the conditional use permit for Raymond Reed at 402 Forest Avenue for lack of information, including an operational plan. Second by Jerry Andrews. Further discussion:

Jeff Schumacher recommends the Board to discuss the actual site itself and include that in a motion. The motion should not be based solely on lack of information.

Peggy Crum asks Michael if he would like to amend his motion. He does not.

Dave Wallingford understands the concerns of the citizens that live in the neighborhood, and would not want to live near such a facility. Although, we do have a real problem in our community. He appreciates Mr. Reed coming to the meeting to talk about these problems. He feels that it has to be something that is more structured, and monitored. This site and location is not the right place for this kind of facility. He puts his self in the position of the people who live in that neighborhood. The country and city needs something to help these people. It is not our job as the Board to say "we are going to put it in your backyard."

Michael Parker withdraws his motion.

Motion by Dave Wallingford to deny the conditional use permit application from Raymond Reed at 402 Forest Avenue for the operation of a halfway house based upon the observation and testimony that it would be a detriment to the neighborhood. Second by Elizabeth Andrews. Voting aye: All.

April 23, 2014

Ms. June Degnan  
President  
Haven House Board of Directors

Dear Ms. Degnan,

I am writing this letter in support of your effort to open Haven House at 3202 Malissa Drive, Juneau, AK 99801.

My name is Josclyn Peterson. I live in the neighborhood of 3202 Malissa Drive. I am supporting the Haven House for a number of reasons. I work in Real Estate in the community. The housing market here for rentals is very slim. I am hearing stories of people renting couches out to strangers because there are no other options. Much less, women getting out of jail with a felony charge; not only will they have a hard time finding work, but enough work to pay rent and support a household.

I am the mother of a teenager and a toddler. I do not fear the women who will be housed at the Haven House. There are more sex offenders in our neighborhood that I am concerned with. As a mother or father, you will always have to keep an eye on your kids no matter where you live. It is your duty to know your neighbors and to teach your children about "stranger danger".

My vision for Haven House is that it would help women like my sister to re enter society and become the woman she was meant to be. My sister has been on drugs for many years. She was incarcerated in Texas for one year before she moved to Juneau. She successfully finished her rehab treatment program. She moved here in Dec 2013 because my mom was diagnosed with stage 4 Breast cancer. Only 5 months after diagnosis, my mom passed away. My sister is not a bad person, she is not a child molester, or an abusive person. She just needs a safe place where she could have the support and help to get her on her feet. To help her become an independent woman for once in her life. She is not married, has no children. My mom and her were really close. She has never been alone. Right now, she is in the Half Way house and has the support of a case manager, counselor, and Probation officer. When she gets out, she will not have that every day support, or have a place to live. My sister is currently working 2 jobs and wants to have a healthy normal life.

Thank you for taking the time to read this. I hope everything works out.

--

*Josclyn Peterson*

209-6160



# Aldersgate United Methodist Church

*A Reconciling Congregation*

Open Hearts, Open Doors, Open Minds

P.O. Box 33491 • Juneau, Alaska 99803

Rev. Susan Boegli, Pastor

April 21, 2014

June Degnan, President,  
Haven House Board of Directors  
PO Box 20875  
Juneau, Alaska 99802.

Dear June,

I am writing you in support of Haven House opening its doors at 3202 Malissa Drive, which is a mere three blocks from my own home. I currently live in the Aldersgate United Methodist parsonage on Tongass Drive and love my neighborhood. Having the Haven House open its doors in our area is an honor and I look forward to befriending the residents of the home.

I am so impressed with the vision and mission of your organization and the hearts of those involved. In my view, helping women move back into society in a healthy and functional way is all of our responsibilities. I only wish we had more organizations committed to renewing lives.

Yesterday was Easter, and I preached of course on new life and new possibilities. The Haven House is an Easter story and I am thrilled to assist and work with you in any way I can. I am convinced that the fear some neighbors feel regarding Haven House opening on Malissa Drive will vanish once the relationships are built with the new residents. You can count on my service and support wherever Haven House opens, but I do hope that it is on Malissa Drive so I can be a more prominent part in making this a story of success.

Blessings to all of you,

Rev. Susan Boegli  
3228 Tongass Blvd  
Juneau AK 99801

Attention: Juneau Planning Commission  
230 South Franklin Street  
4th Floor - Marine View Center  
Mail: 155 S. Seward Street  
Juneau, Alaska 99801

I reside in Juneau, Alaska at the address listed below, which is located within the Tall Timbers subdivision, and less than one mile from 3202 Malissa Drive.

I oppose permit applications UNL20140001 and USE20140008 filed by Haven House, Inc. I oppose the proposed use of a re-entry housing for women coming out of prison in the D5 zoning district per CBJ 49:20.230. The Planning Commission should unconditionally deny the aforementioned permits because the proposed use will (1) materially endanger public health or safety, (2) substantially decrease the value of property in the neighboring area, (3) be out of harmony with property in the neighboring area, (4) be out of general conformity with the applicable land use plan, thoroughfare plan, or other officially adopted plans, and (5) offend social and public policy.

I urge the Planning Commission to unconditionally deny the proposed use at 3202 Malissa Drive, Juneau, Alaska.

1	
Signature: <i>[Signature]</i>	Date: 9-1-14
Printed Name: TOL EUE	Address: 8105 Marilyn

2	
Signature: <i>Becky Z Nelson</i>	Date: 9-1-14
Printed Name: Becky L Nelson	Address: 8606 Marilyn Ave

3	
Signature: <i>[Signature]</i>	Date: 09-01-14
Printed Name: Shelly Coyer	Address: 8607 Marilyn Ave

4	
Signature: <i>[Signature]</i>	Date: 9-01-14
Printed Name: NOAH LACIER	Address: 8607 MARILYN AVE



5		
Signature:	<i>Sam Larson</i>	Date: 9/1/14
Printed Name:	Sam Larson	Address: 8613 Marilyn Ave

6		
Signature:	<i>Clayton McCoy</i>	Date: 9/1/14
Printed Name:	Clayton McCoy	Address: 8608 Marilyn Ave

7		
Signature:	<i>Deborah S. Wilson</i>	Date: 9/1/14
Printed Name:	Deborah S. Wilson	Address: 8612 Marilyn Avenue

8		
Signature:	<i>Ted Wilson</i>	Date: 9/1/14
Printed Name:	Ted Wilson	Address: 8612 Marilyn Ave


9		
Signature:	<i>Darlene F. Thornton</i>	Date: 9/1/14
Printed Name:	Darlene F Thornton	Address: 8621 Gail Ave


10		
Signature:	<i>Teddy Kullander</i>	Date: 9-1-14
Printed Name:	TEDDY Kullander	Address: 8618 Gail Ave


11		
Signature:	<i>Lynn Marvel</i>	Date: 9-1-14
Printed Name:	Lynn Marvel	Address: 8616 Gail Ave


12		
Signature:	<i>David Marvel</i>	Date: 9/1/14
Printed Name:	David Marvel	Address: 8616 Gail Ave

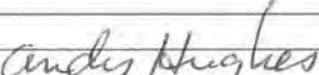
13		
Signature:	<i>Sam Barton</i>	Date: 9/1/14
Printed Name:	Sam BARTON	Address: 8614 Gail Ave

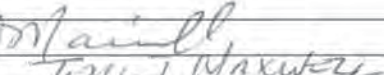
14		
Signature:		Date: 9/1/14
Printed Name:	Guy Holt	Address: 8610 Gail Ave Juneau, AK 99801


15		
Signature:		Date: 9/1/14
Printed Name:	Rebecca Sitz	Address: 3200 Malissa Drive, Juneau, AK 99801


16		
Signature:		Date: 9/1/14
Printed Name:	Daniel A. Nelson	Address: 8606 Marilyn Avenue Juneau, AK 99801


17		
Signature:		Date: 9-1-14
Printed Name:	Edward Larson	Address: 8613 Marilyn Av

18		
Signature:		Date: 9-1-14
Printed Name:	Andrew Hughes	Address: 3200 Malissa Dr

19		
Signature:		Date: 9-2-14
Printed Name:	Tom Maxwell	Address: 8610 GAIL AVE

20		
Signature:		Date: 9/2/14
Printed Name:	Tom Sullivan	Address: 3204 Malissa Dr

21		
Signature:		Date: 9/2/14
Printed Name:	Andrea D. Gallagher	Address: 8602 Marilyn Ave.

22		
Signature:		Date: 9/2/14
Printed Name:	Trevor Gallagher	Address: 8602 Marilyn Ave

23	
Signature: Lolita Duran	Date: 9-2-14
Printed Name: Lolita Duran	Address: 3208 Malissa Dr.

24	
Signature: "Paul Duran"	Date: 9-2-14
Printed Name: Paul Duran	Address: 3208 Malissa Dr.

25	
Signature: Dustin Stogner	Date: 9/2/14
Printed Name: DUSTIN STOGNER	Address: 8609 GAIL AVE

26	
Signature: William P. Thorat	Date: 9/2/14
Printed Name: WILLIAM P. THORAT	Address: 8621 GAIL AVE

27	
Signature: Scott Reid	Date: 9-2-14
Printed Name: SCOTT REID	Address: 8619 GAIL AVE

28	
Signature: Dan Hubert	Date: 9-3-14
Printed Name: DAN HUBERT	Address: 8597 MARILYN AVE

29	
Signature: Paula Hubert	Date: 9-3-14
Printed Name: Paula Hubert	Address: 8597 Marilyn Avenue

30	
Signature:	Date:
Printed Name:	Address:

31	
Signature:	Date:
Printed Name:	Address:

Borrower/Client	Guy Holt & Teri Maxwell				
Property Address	8610 Gail Avenue				
City	Juneau	County	Juneau	State	AK Zip Code 99801
Lender	TSI		Quicken Loans Inc		

hazardous waste, mechanical or electrical inspection is beyond my area of expertise and the scope of this report. Dwellings built prior to 1978 may contain lead base paint. If there are questions on any of the above mentioned areas, they should be directed to an engineer or qualified building inspector.

COMMENTS ON MARKET DATA ANALYSIS:

There are other properties in the area that are similar to the subject in size, quality, and utility. However, there has been a low turnover rate with few sales available for analysis in the subject's neighborhood which is why it was necessary to go outside the area for comparable sales. I have talked to other appraisal firms in town and reviewed the sales list of the local MLS in search of more recent similar sales data. To the best of my knowledge, there are no better, more recent similar sales available for analysis than those included in the report. It was not possible to bracket the subject age with a recent similar comparable sale. When searching for comparable sales, there were no sales in the subject's immediate area for analysis. The search was expanded to the entire Mendenhall Valley for homes within 200+/- square foot of the subject. Of those that were found, only five were felt to be representative of the subject and included in the report.

Additional Comment 2  
There is a proposed half way house "house facility" in a nearby property. At this point, the facility has not been approved by the city and is not felt to be an adverse effect on value or marketability. However, if the housing facility is approved, this may change.

The difference in finished living area has been adjusted at the rate of \$45 per sq.ft., garage area at \$15 per sq.ft. and \$3,000 per stall differential. Bathroom fixtures have been adjusted at \$1,500 as well as wood stoves and fireplaces. All adjustments have been rounded to the nearest \$100 and no adjustment has been made where the amount of the adjustment is less than \$500.

COMPARABLE #1

This sale is located in a nearby competitive area. The home has custom and upgraded features, such has vaulted ceilings, recessed lighting, wood flooring, solid surface counter tops, stainless steel appliances, and is superior in quality of construction. The home has recently been updated with new counter tops, appliances, some new flooring, and is superior in condition. The home has yard fencing and is superior in exterior amenities.

COMPARABLE #2

This sale is located in a nearby competitive area. It has not been updated like the subject and is inferior in condition. It lacks deck space and is inferior in exterior amenities.

COMPARABLE #3

This sale is also located in a competitive area, but has a larger lot which is the reason for the site adjustment. It is a newer structure and is superior in both effective age and condition.

COMPARABLE #4

This sale is located in a nearby competitive area. It is a newer structure and superior in both effective age and condition.

COMPARABLE #5

This sale is also in a competitive area. It is an in-progress transaction which has not yet closed. It has been well maintained and is similar to the subject in both effective age and condition.



# HAVEN HOUSE

## Neighborhood Meeting - May 27, 2014

### Mission of Haven House

“Haven House is a faith-based organization providing supported and structured living opportunities to foster healing and self-sufficiency for women coming out of prison.”

Haven House Presentation May 27, 2014

# Topics

- The need for housing for persons coming out of prison
- How Haven House will operate
- How Haven House will promote public safety
- Whether Haven House will affect property values
- Community Support for Haven House

Haven House Presentation May 27, 2014

# Why is Haven House needed?

- The need for housing for the formerly incarcerated is immense.
- Nationwide: 725,000 people are released from prison annually
- Statewide: Alaska Prisoner Reentry Task Force - Five Year Strategic Plan
- Juneau numbers: 60 women on supervised probation/parole

Haven House Presentation May 27, 2014

## Persons coming out of prison need housing.

- The National Housing Law Project, “According to criminal justice officials, . . . finding housing is the biggest challenge faced by individuals returning to the community.”
- Alaska Prisoner Reentry Task Force, “Without a stable residence, it is nearly impossible for newly released individuals to reconnect positively to a community.”  
(quoting Council of State Governments Justice Center)

Haven House Presentation May 27, 2014



# The present system is not working.

- Two out of three persons released from prison return to prison within three years.
- The present system is not working to keep people from going back to prison and it is **EXPENSIVE**: \$49,800 to incarcerate a person for one year.
- If Alaska does not adopt new approaches to help people stay out of prison, the number of prisoners in our state will double by 2030.

Haven House Presentation May 27, 2014

## What is working? Supportive housing for persons coming out of prison.

- Alaska Correctional Ministries (ACM) has two transitional homes in Anchorage for persons released from prison: one for men and one for women.
- New Hope Safe Living House is the home for women.
- Alaska Reentry Task Force says that ACM uses “best practices in mentoring, case management and transitional services program.”
- **Haven House is modeled after New Hope Safe Living House.**

Haven House Presentation May 27, 2014

# What will Haven House do?

- Provide housing for up to nine women who have recently been released from prison
- Select residents by a thorough screening process
- One-month trial period
- Six month-commitment (1 month + 5 months)
- Two-year maximum stay
- Residents share household expenses
- Residents agree to abide by House Rules
- The purpose of House Rules is to create a safe, sober, stable, structured, group living situation

Haven House Presentation May 27, 2014

## Haven House Program -- How will Haven House help the residents?

- Individual Action Plan by each resident
- Peer support and peer accountability
- Referrals to Community Services
- Communal Living
- Faith-sharing; support from churches
- Performing Household Responsibilities

Haven House Presentation May 27, 2014

# Haven House - Plan of Operation

- Careful selection of residents
- Clear, written House Rules
- Weekdays: one or both co-directors generally present
- Night-time house manager or resident house manager
- Phone number to report problems
- Cooperation with probation/parole officers

Haven House Presentation May 27, 2014

## Haven House Rules include these subjects:

- No violation of conditions of probation/parole
- Visitor Policy: only legal relatives
- Curfew-10:00 p.m. unless staff approves exception
- Absences from Home: 48 hour unauthorized absence will lead to dismissal
- No drugs or alcohol on the property: dismissal for violating this rule

Haven House Presentation May 27, 2014

## Will Haven House promote public safety? Yes.

- Persons on probation/parole can live anywhere.
- Haven House will be a safer and more structured residence than almost all other residences in Juneau.
- Juneau District Probation Office and Dept of Corrections support Haven House.

Haven House Presentation May 27, 2014

## Will Haven House decrease property values? No.

- Research shows no.
- If house is well-maintained and residents do not create disturbances, no adverse effect on property values.
- Conclusion of national studies; James Wakefield, former President of Alaska Realtors; John Shinholser, President of McShin Foundation; CBJ Assessor re multifamily project in Douglas.

Haven House Presentation May 27, 2014



## Is Haven House in harmony with uses in residential districts? Yes.

- Allowed use - single family - no limit on number.  
(Family of 13 were prior residents)
- Other allowed uses include a group home (category suspended by CBJ), day care for children or adults of 8 or less, home occupations, duplex, single family with accessory apartments in most instances.

Haven House Presentation May 27, 2014

## Is Haven House in harmony with uses in residential districts? (cont'd) Yes.

- Uses allowed with conditional use permits include day care for 9 - 12 children or adults; rooming, boarding houses, bed and breakfasts; nursing care, assisted living; correctional facilities.
- Haven House is similar in general character to the allowed uses and certainly the conditional uses.

Haven House Presentation May 27, 2014

## Key Fact

- Women on probation/parole live in residential districts throughout Juneau.
- No dispute that nine women on probation or parole could rent or buy this property.
- It would be wrong for many reasons -- legal, policy, moral --to say that these same nine women could not live in this residence BECAUSE they want to live in this residence as part of a program to help them successfully reenter society.

Haven House Presentation May 27, 2014

# Why people support Haven House

- Dan Austin, General Manager of St. Vincent de Paul, Haven House “expresses the larger community’s commitment to our sisters in need.”
- Michael Pellerin, GHS, “one of the greatest hurdles to successful re-entry for women is an affordable home that is safe and supportive of their unique needs.”
- Ann Lockhart, Love, INC, “many single moms calling for our assistance, who desperately need the support and guidance provided by transitional housing, such as this.”

Haven House Presentation May 27, 2014

## More . . .

- ANB/ANS, “faith-based rehabilitation programs have a high rate of success.”
- Chaplain Brenda Nagunst, ACM, “We believe the successful practices of New Hope Safe Living House and [ACM] can be replicated by Haven House.”
- Carmen Gutierrez, “witnessed the reformation of a number of women who, until their participation in the Akeela House program, were not able to stay clean and sober. After time in this program, these women were sober and working.”

Haven House Presentation May 27, 2014

# Haven House has widespread community support

- Juneau Adult Probation Office
- Juneau Reentry Coalition
- Juneau Coalition on Housing & Homelessness
- Counselors
- Love, INC.
- Local churches
- Alaska Native Brotherhood/Alaska Native Sisterhood
- Alaska Correctional Ministries

Haven House Presentation May 27, 2014

## More support for Haven House from . . .

- The Glory Hole
- Gastineau Human Services
- Alaska State Legislature
- St. Vincent de Paul Society
- Former offenders
- Recovery community in Juneau
- Some residents of the Tall Timbers neighborhood

Haven House Presentation May 27, 2014

# Haven House is part of the solution

- Juneau needs a reentry home for women coming out of prison who want to change their lives.
- Haven House is patterned after successful reentry homes in Anchorage.
- Haven House will be a safe home and will be a positive addition to the neighborhood.
- Haven House is a modest step to helping Juneau become a better, safer community for all.
- For more information, call 988-7233 or email [HavenHouseJuneau@gmail.com](mailto:HavenHouseJuneau@gmail.com)

Haven House Presentation May 27, 2014





May 27, 2014

SPECIAL MEETING  
**PLANNING COMMISSION**

City and Borough of Juneau  
**Mike Satre, Chairman**

7:00 p.m.  
August 21, 2014

**I. ROLL CALL**

Mike Satre, Chairman, called the special meeting of the City and Borough of Juneau (CBJ), Planning Commission (PC), held in the Assembly Chambers of the Municipal Building, to order at 7:00 pm.

**Commissioners present:** Mike Satre, Chairman; Dennis Watson, Vice Chairman; Bill Peters, Ben Haight, Nicole Grewe, Gordon Jackson, Paul Voelckers, Dan Miller

**Commissioners absent:** Karen Lawfer

**Staff present:** Hal Hart, Planning Director; Travis Goddard, Planning Manager; Beth McKibben, Senior Planner; Robert Palmer, Municipal Attorney II; Rob Steedle, Deputy City Manager

**II. REGULAR AGENDA – None**

Chairman Satre adjourned as the Planning Commission and reconvened as the Board of Adjustment.

**III. BOARD OF ADJUSTMENT**

UNL2014 0001: Use Not Listed determination for re-entry housing for women coming out of prison in the D-5 zoning district per CBJ 49.20.320  
Applicant: Haven House, Inc.  
Location: 3202 Malissa Drive

It is recommended that the Board of Adjustment adopt the Director's analysis and findings and determine that the proposed Haven House, a re-entry home for women coming out of prison, is of the same general character as those uses listed in category 1.610, Miscellaneous Rooms for Rent, with an approved Conditional Use permit.

Furthermore, it is recommended that the Board of Adjustment schedule the public hearing for the Haven House Conditional Use permit. The earliest possible Planning Commission meeting for which this could be heard is September 23, 2014. Any regular meeting after that date is also acceptable.

#### STAFF REPORT

Ms. McKibben clarified that the staff report was focusing on the Use Not Listed determination, not the Haven House proposal. Haven House is located in a D5 zoning district with D15 zoning down the street, said Ms. McKibben. The existing land use for this property is Single Family Residential, said Ms. McKibben. Title 49 states that after a public hearing, the Board of Adjustment may permit in any district any use which is not specifically listed in the Table of Permissible Uses that has been determined to be of the same general character as those permitted in this district, explained Ms. McKibben. And once the determination has been made, the use will be added to the Table of Permissible Uses, said Ms. McKibben.

From 1987 through 2010, halfway houses and group homes were treated the same and allowed in all of the residential zoning districts, explained Ms. McKibben. In 2010 the definitions of halfway homes and group houses were changed and the Table of Permissible Uses was also changed, explained Ms. McKibben. The results were arbitrary, said Ms. McKibben, with large halfway houses allowed in nearly all zones, and small halfway houses allowed in only a few zones. The changes also prohibited group homes from accepting people who are serving a sentence for a criminal act, and it has been interpreted to prohibit people on probation or parole from living in a group home, said Ms. McKibben. It is not clear whether this is founded upon a rational basis or not, said Ms. McKibben.

Because of the nebulous nature of the 2010 changes, said Ms. McKibben, they are likely unenforceable. Large halfway houses are composed of more than nine residents, said Ms. McKibben, and small halfway houses are comprised of nine or less residents. Based upon this information, Title 49 provisions regarding halfway houses and group homes cannot be applied, which leads to the application of the Use Not Listed provision, explained Ms. McKibben.

None of the uses listed in the Table of Permissible Uses specifically address what Haven House proposes to do in this location, said Ms. McKibben. To address this, the Board of Adjustment has three options, explained Ms. McKibben:

1. It can determine that this is a use listed that requires departmental approval.
2. It can determine that it requires a Conditional Use Permit.
3. It can determine that the proposed use is not of the same general character and that it would not be allowed in the district.

Mr. Satre clarified that the first action would be a final action by the Commission that would then be appealable, and that if the Commission voted for the second option which was a Conditional Use permit, that an additional hearing and public hearing would be required for

that item, and that if the Commission voted for the third item, that would also be a final decision of the Commission, which would also be appealable.

Ms. McKibben concurred with this analysis of Chairman Satre.

The Planning Director's March 18, (2014) decision suggested that the Haven House home was most similar in the Table of Permissible Uses to a boarding house and rooming house, said Ms. McKibben. These would require a Conditional Use permit in the D5 zoning district, she said. These would also require an owner or manager to live on site, she said.

In the definition of halfway houses it states that uses with 10 or more residents will be regulated as institutional correctional facilities which are allowed by Conditional Use permit in the D5 zoning district, said Ms. McKibben. However, there is no definition for correctional facilities within Title 49, she said.

Mr. Voelckers clarified that if there is a determination for a Use Not Listed, that it would be creating by default new definition within the Table of Permissible Uses. He also asked if this would become a general category or if it was more specific in nature.

It has been tentatively called "Re-entry Housing ", answered Ms. McKibben. If this were to be passed by the Commission, they would probably work with the Law Department on this, she said. She emphasized this would only be for the D5 zoning district.

Mr. Palmer added that if the Commission did determine this evening that the Haven House request was an unlisted use, it would be empowered to make the determination as to what the unlisted use was, creating a new line in the Table of Permissible Uses, just for the D5 zone.

Chairman Satre asked if Assembly action would be required for that line to be added to the Table of Permissible Uses.

Assembly action could be taken to apply the Commission action to other zones, said Mr. Palmer. The Commission scope this evening could be very narrow, he stated.

Mr. Miller said he had concerns because the definition for a halfway house very closely fit the description of Haven House, and he felt it left the City vulnerable.

Mr. Palmer said it was a significant problem that large halfway houses were allowed in all zones with the Conditional Use permit, but that small halfway houses were not. That existing definition could be used, said Mr. Palmer, but a new line and row in the Table of Permissible Uses would have to be inserted, he said.

#### HAVEN HOUSE

The issue before the Commission tonight is whether women coming out of prison can live in a residential district or whether they will be excluded from living in a residential district, said the

attorney representing Haven House Mary Alice McKeen. If residential districts are excluded, said Ms. McKeen, where these women can live is seriously limited, she said. Ms. McKeen explained that Haven House is a voluntary re-entry home for up to nine women coming out of prison. The women will be selected through a very thorough screening process. A six month commitment will be required, with up to a two-year maximum stay, said Ms. McKeen. Residents will contribute to household expenses every month, and agree to household rules. The purpose of Haven House is to create a safe, structured, sober, stable, living situation, said Ms. McKeen, for the women who will be living there.

In a D5 district, said Ms. McKeen, a single family is allowed with no limit on the number of residents. In the home they wish to occupy, there were 13 people in the home previously, said Ms. McKeen. It was a very large family, she commented. Other uses allowed in the D5 district include a group home, daycare for eight or less, children or adults, and home occupations, said Ms. McKeen. With a Conditional Use permit, said Ms. McKeen, a day care for 9 to 12 people, rooming house/boardingshouse, bed-and-breakfast, nursing care, assisted living, and correctional facilities are all allowed within this zoning district.

Haven House does not want to be adverse to the City, so it is following the City's recommendation and applying for the Use Not Listed permit, said Ms. McKeen. Haven House feels it is most similar in character to a single family dwelling, said Ms. McKeen. The definition for a single family is very broad. It is defined as one or more persons living together, said Ms. McKeen, as a single housekeeping unit. This is distinguished from a group occupying a group home, she added. The fact that these women have just been released from prison does not mean that they are not people, said Ms. McKeen. The fact that they are on parole does not distinguish them from being members of a household, said Ms. McKeen.

Haven House is primarily and essentially a place to live, not an institution, said Ms. McKeen. They are not compelled to live there, she said. Women on probation and parole can live where they want to live, she said, subject to the approval of their probation officer if they have one.

They also think that Haven House is essential in character to a group home, said Ms. McKeen. This characterizes a group of residents living together in a family setting, she said. One to two supervisors or caregivers must live on site, she stated. Most of the residents of Haven House will be in recovery from alcohol or drugs, said Ms. McKeen. Almost all of the group homes in Juneau are located in the Valley, noted Ms. McKeen.

What Haven House sees as a key fact stated Ms. McKeen, is that men and women who leave prison can live anywhere, subject to the approval of their parole officer. There is no dispute that nine women who have left prison could rent this house and live there as roommates, she said. People live in D5 districts who are on probation or parole, she said. It would be arbitrary, irrational and terrible public policy to say that these nine women could not live in this home because they are part of a program to help them re-enter society, said Ms. McKeen. This would be stating if an individual out of prison was not part of a program then they could live in the

residential district, but that if they were part of a program then they could not, said Ms. McKeen. That is really an irrational conclusion, she stated.

Finding housing is the biggest challenge faced by individuals coming out of prison, said Ms. McKeen. The Alaska Prisoner Re-entry Task Force stated that without a stable residence it is nearly impossible for newly released individuals to reconnect positively to a new community, said Ms. McKeen.

#### COMMISSION QUESTIONS

Mr. Watson asked if it was possible for a resident who was expelled from the home for violating the rules to be re-admitted to the residence.

Ms. McKeen said the Board has not yet addressed those issues except for two issues thus far, and those are dismissal from the home for having any drugs or alcohol on the property and for being absent from the property for 48 hours.

#### TALL TIMBERS NEIGHBORHOOD ASSOCIATION

Speaking for the Tall Timbers Neighborhood Association, Mr. Spitzfaden paraphrased that we are a country of laws, not emotions. It's laws that make our society work, he said. Tall Timbers' position is that Haven House cannot meet the standards that the law requires for its residential home, said Mr. Spitzfaden.

Mr. Spitzfaden said he thinks there is a fourth option for the Commission to consider in addition to the three options provided by the staff. It should be a political decision made by the Assembly, said Mr. Spitzfaden. That is the entity that should be making the decision as to where this fits in the Table of Permissible Uses, said Mr. Spitzfaden. The Commission is not a legislative body, said Mr. Spitzfaden, the Assembly is.

It is the view of Tall Timbers that for the Commission to decide whether the Haven House re-entry use could be placed within the Table of Permissible Uses is an unconstitutional act that is a derogation of the delegation of powers and duties which says it is the legislative body that has the power to make legislative decisions, said Mr. Spitzfaden.

Haven House has not identified a specific use for its home, said Mr. Spitzfaden. First it said it's a group home, then it said it's a single family home, he said. It is not following the statute, he said, which states that it must follow the same general character of the use in the district. Haven House is institutional in nature, not residential in nature, said Mr. Spitzfaden. Each of the women has an action plan which is indicative of an institution, he said.

Neither the staff memo nor Haven House have provided any of the matching characteristics to the permissible uses on the Table of Permissible Uses, said Mr. Spitzfaden. Haven House is institutional in nature, said Mr. Spitzfaden. It is not a boarding house or rooming house, which has profit as its chief goal. It is required in 1.610 (CBJ Code of Ordinances, Table of Permissible Uses) to have an owner or a manager to live on site, said Mr. Spitzfaden. That is the essential

function that ties all of those uses together, he said. That is not something that Haven House is proposing, he said.

Haven House is not a single family unit, said Mr. Spitzfaden. An example of the single-family unit would be a foster home, he said. Haven House is not being run as a single economic unit, he said. Another element would be stability, he said. That would not be the case with Haven House, he said. It is not enough to eat, sleep and recreate together, said Mr. Spitzfaden. If that were the case a college would be a family unit, he said. It's not enough to have a corporate structure ruled by a board of directors, he said.

There is also the element of fear on the part of the neighbors, said Mr. Spitzfaden. The recidivism for ex-offenders in Alaska is two out of three, he said, and that is within six months.

Mr. Spitzfaden repeated that he felt the Commission should go back and allow this decision to be considered on a community-wide basis.

#### COMMISSION QUESTIONS

Mr. Watson asked if Haven House raised the number of residents to above nine if they would not then meet the permissible use for being allowed in a D5 zone.

Mr. Spitzfaden asked to what use Mr. Watson was referring.

Mr. Watson said as an employer he never experienced an individual out of prison violate their conditions when they were in a program. He said it was when they were out of that program that they violated those conditions.

Mr. Spitzfaden responded by saying that statistics are statistics, and that the statistics are that two thirds of these people re-offend, and that most of this occurs within the first six months.

#### PUBLIC COMMENT

Thirty four people spoke during the public hearing regarding the Use Not Listed determination for re-entry housing for women coming out of prison in the D-5 zoning district. The Commission listened to the comments from each individual who wished to be heard.

Generally, those who lived in the vicinity of the home located on Melissa Drive for the proposed Haven House spoke against the Use Not Listed determination. They stated that they were in favor of the concept of the home, but not in their neighborhood, because of concerns for their children, the increased traffic, and the unease associated with bringing (some) former felons into their neighborhood.

Public comment from those not living in the neighborhood, former addicts who have benefited from social services, and professionals such as those in the social services field, was primarily in favor of the Use Not Listed permit for Haven House.

Mildred Boesser, a Juneau resident since 1959, told the Commission that her grandfather had been in a federal prison for 30 years. She said he was given a job and a place to live by a friend where he continued to work and live until he died. She said it would be good if Juneau could give these women a place to live without knowing them, to give them a chance.

June Tagnan, who chairs the board for Haven House, spoke in favor of the project, stating the purpose of the project is a means to stem the tide of re-offense for those exiting prison.

Sue Ann Randall, a North Douglas resident, was one of the few individuals not living in the neighborhood who also testified against the project, stating that they were individuals who had monetary and emotional investment in their homes, whose concerns should be honored and seriously considered.

Mr. Peters asked Ms. Randall if her adult child were being released from prison and was coming home if she would help them and allow them to live with her.

Ms. Randall responded that she certainly would.

Ms. Karen Morgan, president of the Juneau Rotary Club, spoke in favor of the need for transitional housing in Juneau. Several years ago the Rotary Club purchased and installed a greenhouse in the Lemon Creek Correctional Facility, said Ms. Morgan. She was recently speaking with the management at Lemon Creek about success and how to prevent inmates to re-offend. The two most important items mentioned were to provide skills that could lead to employment, said Ms. Morgan, and to have a safe and nurturing environment when they were released, she said.

Juneau resident John Gaguine spoke, stating that he feels strongly enough about the Haven House project that he pledged \$10,000 for the project, conditioned upon a \$10,000 match from the community, which was made. If the nine women were to move into the house tomorrow without any supervision whatsoever, they could move in, said Mr. Gaguine, which is not rational.

Shelley Lager, a five year resident of the proposed Haven House neighborhood, said she has three children and that they teach their children not to talk to strangers. She said they know who their neighbors are, they recognize the cars in the neighborhood, and that they do not want strangers moving into the neighborhood. She said she does not know of any other facility with nine felons living in it other than a halfway house. She said she wouldn't mind if two felons happened to move next door who had purchased the house and moved in because that would be a long-term situation, because that is what the neighborhood is about, but that she did not like the short term situation that was the Haven House proposal.

Mr. Peters asked Ms. Lager if one of her children came home from prison as an adult if she would provide them food and housing.



Ms. Lager answered that yes she would, but not the volume of nine people coming and going on a monthly basis.

Malissa Drive resident Tom Sullivan said that he lives right next door to the subject Haven House property. At a meeting with the neighborhood Association and Haven House he said he asked why Haven House had selected that specific house. He said he was told that the house was perfect for their needs after months of research. Mr. Sullivan said he thinks they jumped at the lease agreement with the owner and now have found themselves in trouble with the neighborhood and the zoning situation. Mr. Sullivan said he thinks there are laws about felons functioning without constant supervision.

Marilyn Avenue resident Dan Hubert contrasted rooming houses and boarding houses with Haven House as a re-entry home for women coming out of prison. He did not find any general similarities, stating that boarding houses and rooming houses were for-profit entities, and that Haven House would be essentially a nonprofit proposition. Rooming houses and boarding houses could not discriminate on the basis of sex, and with the proposed use of Haven House it is for women only, he said. Mr. Hubert said he did not feel that Haven House was primarily a residential facility unlike a boarding house and rooming house. It is institutional in nature, he said, with its chief goal the provision of rehabilitation.

Leonard Hill said that he is currently on probation, has been to jail, and is currently battling addiction today. He said he has currently been clean and sober for 21 months. Mr. Hill said that criminal acts and addiction are around us whether Haven House is approved or not. Trying to deal with addiction surrounded by people who did not want anything to do with recovery was extremely difficult, said Mr. Hill. He said that he could only hope for a recovery-based facility.

Area resident Darlene Thornton said they wanted to live in the Valley because it was quiet. She did not want Haven House in the area, she said, because of the traffic and because she did not want felons in the area because her son was murdered in another state several years ago.

Mendenhall Loop Road Resident Dale Anderson said that he has come to realize that it is our obligation and privilege to offer shelter to those in need. He said he believes that we are discussing the soul and the character of our community. He said these are women who have made wrong choices have paid the price that society has demanded of them. They made a conscious, rational decision to make a change, said Mr. Anderson.

Guy Holt said that he lives across the street from the Haven House property. He said he feels that Haven House is not in harmony with the neighborhood and that he focused on the traffic aspect. Every single car that would visit the facility would be in front of his house, he said. They would no longer know who belonged in the neighborhood, he said. It would destroy the sense of community and security that they now enjoyed, he said.

Christina Love said that she is the face and voice of recovery; the one that is being criticized and judged. Juneau is in need of housing for those with the disabilities of mental health and addiction, she said. Ms. Love stated that she did not think that anyone in the neighborhood of Haven House is worth any more than herself, her daughter or her husband, or anyone else in recovery or coming out of prison. She asked the Commission to fairly consider both sides of the issue.

Reverend Gordon Blue said that Haven House has been in the planning stages for six years. Justice demands that once the sentence has been served, that retribution should stop, said Reverend Blue. Those with safe, sober, and available housing are much more likely able to accomplish this transition, he said. This project seeks to provide justice and to lower social costs through decreased recidivism by providing for the reentry of women from prison with the support of an environment for women of the shared home. Haven House has been structured to be the home that is provided to support this success, said Reverend Blue.

Haven House area resident Paula Hubert said their neighborhood is a close knit neighborhood full of children and that Haven House is a halfway house, not a boarding house. She said it is not suitable for their neighborhood.

Malissa Drive resident Lolita Duran said that a different location where the nine felons could rehabilitate from their addictions would be appropriate. She said that her neighborhood is beautiful and perfect for raising children and that a house with nine felons would change everything.

Malissa Drive resident Paul Durand said that he is against the Haven House proposal because the safety of the children has to come first and he felt that the residents would be a threat to his children.

Kara Nelson, Director of Haven House, said that she has spent at least 20 years of her life in active addiction and has two felonies. She said the use of drugs is a felony and that she herself has probably committed thousands of felonies in her past. She said she understands the fears of the people living in the area but that the definition of a felon is very broad.

Patty Ware said that she is in support of the Use Not Listed determination for Haven House. She said that her professional background is in Health and Social Services and in Juvenile Justice. She said that in the 1980's when the City and Borough of Juneau had its own mental health department that she helped develop and manage a small residential group home for both male and female adolescent offenders with mental health issues. That home was located on Tongass Boulevard which is very close to the proposed location of Haven House, said Ms. Ware. Even though this was over 20 years ago, said Ms. Ware, she said she does not recall any problems with the neighborhood or criticism of the project.

William Judy said that he lives directly across the street from Haven House. He said that his entire neighborhood is scared; that they don't know anything about law enforcement or about

felons. He said he does believe strongly that people need help. He said he feels that some clear laws need to be developed.

Forest Lane resident Tanya Haight said that she felt that Haven House was a good idea, but that she did not feel there is enough structure in place to proceed with that idea at this point.

Area resident Dan Nelson asked the Commission to use common sense and to enforce the uses that are allowed and not allowed within the zoning code of Juneau. He said the proposed Haven House model is completely inappropriate for the quiet neighborhood. A house of felons still on parole or probation threatens the safety of the neighborhood, he said.

Area resident Susan Boegl said that she adamantly supports Haven House and that she desperately wants to see it happen. She said she is the pastor of the Aldersgate United Methodist Church, so that she does not own the home in which she lives, which may make her unique from many of her neighbors. Ms. Boegl said that we all make mistakes, and that the only difference between her and the potential residents of Haven House was that they got caught.

Malissa Drive resident Sammy Legg said that she lives next door to Haven House and that she loves her neighborhood dearly, and that the proposed residence would create a lot of traffic and unknown faces in the neighborhood. She said it was the quick transition of residents that bothered her the most.

Longtime Juneau resident Cindy Boesser said that she has worked with numerous nonprofit agencies in Juneau for much of her life. She said she has found how difficult it is to find housing in Juneau for felons.

Probation and parole officer Dusty Dumont said that she supports Haven House. She said she understands the fear of the surrounding residents in the area and that it stems from ignorance and unawareness of the project. She said that she doesn't know of a neighborhood in Juneau that doesn't have crime. She said that none of us can pick our neighbors. Jailing is not the way to treat addiction, she said. Re-entry from prison into the community is a critical time, she said. Haven House is offering a structure that these women definitely need, said Ms. Dumont.

Mr. Voelckers asked how many women were released from prison annually in Juneau and how many women could potentially be working into the Haven House program.

Ms. Dumont responded that out of her caseload of 80 to 90 people, that perhaps 10 or 15 of those people were women. In the beginning, she said, there would not even be that many women to fit the criteria.

Lena Loop resident Mindy Lee said as a social worker and as an educator that she believes that we make our children fearful of the unknown and fearful of unknown people when the vast amount of crimes against children in this country are by people who are well known family

members or family friends. She said that she thought that this would be an opportunity for their children to learn compassion and acceptance and to educate them in acceptance.

Molly O'Ray said she felt this was a situation of "not in my backyard". She said that she felt the residents in the area of Haven House should look at this as a way to integrate the women of Haven House into their lives and to share their community with them.

Area resident Noah Laeger said that his concern with the Haven House program was the lack of oversight. The program would not have a legal governing body to make sure the residents abided by its rules and the rules of the city and the state, said Mr. Laeger. Child care facilities, group homes and boarding homes all have the inspections, he said. This program would be self-policed, he said.

Malissa Drive resident Andy Hughes said that he does not think his neighborhood is a good fit for Haven House. While he said that he supports the cause of Haven House, he did not think it was appropriate to force the location of Haven House upon a closely knit neighborhood that did not accept it. Mr. Hughes said that he felt this was an appropriate decision for the Assembly to decide.

Chris Nelson said that he is a chaplain at the Lemon Creek Correctional Facility. The recidivism rate seems to be higher among women than the men, said Mr. Nelson. This is mostly because of drugs and alcohol, he said. The number one problem was that they did not have a viable place to stay, he said. It would make a huge difference for these women to see what a normal living situation and neighborhood looks like, said Mr. Nelson.

Area resident Roger McCoy said he doesn't think there's anybody in the area who doesn't think that Haven House is not a good idea, he just thinks they want to put it in the wrong place. He said he was told if some of the residents were on probation or parole then it would no longer be a group home. He said he was confused about the process.

#### HAVEN HOUSE

Ms. McKeen said the issue is whether the Haven House proposed use is similar to uses which are allowed in the D5 district. It has to be of the same general character as those which are listed as permitted in the district, said Ms. McKeen. She said she thinks it can be similar to one use and the collective uses which are allowed.

Haven House is very similar to a single-family house, said Ms. McKeen. The single-family house is two or more people living together as a single house-keeping unit, said Ms. McKeen. It does not matter that the purpose of this housing is to help people recover, said Ms. McKeen. The important fact is that we are providing housing, said Ms. McKeen. The fact that Haven House will have policies does not detract from the fact that it will be a single house-keeping unit, said Ms. McKeen. Haven House is not a halfway house, said Ms. McKeen. It has similarities to a group home, she said. The women at Haven House are not serving a sentence, said Ms. McKeen.

Haven House will be a very good neighbor, said Ms. McKeen. The women living there will have a curfew, she said. The prior neighbors living in that home were bad neighbors, she said. You can have neighbors that commit crime even if they are a nuclear family, she said. It's not the job of the City to dictate how long somebody remains within a residence, said Ms. McKeen.

Strong empirical evidence shows that homes of this type do not affect property values, said Ms. McKeen. The property is maintained, the police are not being called, and they are good neighbors, she added. The traffic will be less than many allowable day care centers, said Ms. McKeen, where people travel back and forth to drop off and pick up their children.

#### COMMISSION QUESTIONS

Mr. Haight asked how Ms. McKeen would define the characteristics of Haven House.

Ms. McKeen responded that she felt the key characteristic would be the definition of a family as applied to Haven House. They will also be participating in a program to help them recover, she added. There will be a resident manager or a nighttime manager on the premises, she said.

Mr. Haight asked if each resident was required to compensate for their stay.

Ms. McKeen said that this was correct. The current proposed amount is \$550 a month, she said.

Mr. Watson asked if this amount was to go for utilities and the mortgage.

Ms. McKeen said this was correct.

**MOTION:** *by Mr. Watson, to extend the length of the meeting until 11:30 p.m.*

The motion passed with no objection.

**MOTION:** *by Mr. Voelckers, that the Planning Commission, sitting as the Board of Adjustment, adopt the Director's analysis and findings, and determine that the proposed Haven House is of the same general character as those uses in category 1.610 Miscellaneous Rooms for Rent Such as Boarding House.*

*(FINAL VERSION OF MOTION by Mr. Voelckers with final amendment by Mr. Jackson: that the Planning Commission, sitting as the Board of Adjustment, adopt the Director's analysis and findings, and determine that the proposed Haven House is of the same general character as those uses in category 1.610 Miscellaneous Rooms for Rent Such as Boarding House, and that the Commission meet as the Board of Adjustment for the public hearing for the Haven House Conditional Use permit at the earliest time possible. The earliest possible Planning Commission meeting for which this could be heard is September 23, 2014. The Commission and public will be notified by staff as to the date of this meeting.)*

In support of his motion, Mr. Voelckers said that he was very impressed by the depth and quality of the application that has been presented. Mr. Voelckers said he does think that this is fairly close to a boarding house; there are a number of people that have bedrooms but that share common space, there is also a sense of the transient occupancy that is a little different from a typical living situation, said Mr. Voelckers. He said he felt that this was an applicable Use Not Listed.

Mr. Jackson also spoke in support of the motion, and requested that a public hearing be scheduled on September 23 for a public hearing for a Conditional Use permit for Haven House. This would be a friendly amendment to the motion, said Mr. Jackson. He added that when years ago a home for juvenile delinquents was established on his street, the whole neighborhood was very upset, but that nothing negative has ever happened as a result of that home, and that now the neighborhood has incorporated that home into the neighborhood. Mr. Jackson said he felt the key to the success of these homes was being a good neighbor in the part of both sides.

Speaking in favor of the motion, Mr. Peters said that he encouraged those living in the Malissa Drive neighborhood to share their knowledge of their neighborhood, and to open their hearts and their homes.

Mr. Miller distinguished the language provided by Ms. McKeen which states that the residents of Haven House would not be serving a prison sentence such as those in a halfway house. He said for him the fact that the Commission is not viewing this as a halfway house, and the fact that this is being viewed as a Use Not Listed is appropriate since it needs its own designation. Mr. Miller said the key for him is that the Haven House residents are not serving a sentence, so that therefore they are not within a halfway house situation. Mr. Miller said he does understand the concerns of the neighborhood, as well as the goal of Haven House. This does give assurances to the neighborhood, said Mr. Miller. The process does not end here, he said. The next step would be a public hearing for a Conditional Use permit, he said, and he supports the motion.

Ms. Grewe said that she supports the motion for Haven House for a re-entry home for women coming out of prison, and as the same general character as 1.610 Miscellaneous Rooms For Rent, and approves the Conditional Use permit amendment to the motion. She said the crux of her comment is that her support is for the Use Not Listed determination, which is what the Commission is at the meeting for this evening.

Noting the characteristics of the Haven House residence, said Mr. Haight said that all but one of them fell under the boarding house or rooming house determination, which was the 1.610 category. The only element that did not fit was the transitional care element, he noted. He said that he does support the motion, and that if they want to categorize it could be categorized as a re-entry type home to differentiate it from the others.

Speaking in favor of the motion, Mr. Watson commended the neighbors who came and

professionally presented their points this evening. Mr. Watson said that he believes that Haven House presents the step the community has been missing since he moved to Juneau.

Mr. Satre said to Mr. Jackson that September 23 is one of the normal meeting nights for the Commission and expressed his concern about the workload for that evening should the Commission take on the Conditional Use permit for Haven House for that evening.

Mr. Satre said that he supports the motion, mostly because it gets the Commission to the point where it can conduct a Conditional Use permit hearing where he said he felt it should have gone in the first place. He said it does bother him to throw away original definitions, and the way that they should be applied, because they think that they are likely unenforceable. As other commissioners have said, said Mr. Satre, they are not issuing a permit, they are getting to a hearing on a permit that has very well-known side boards such as safety, neighborhood harmony, property values, traffic, lighting; very specific items on which to provide input.

Mr. Jackson withdrew the date from his amendment to the motion.

The motion was approved with no objection.

#### **IV. ADJOURNMENT**

The meeting was adjourned at 11:13 p.m.