

Disclaimer: This map was created from the best available sources. The City & Borough of Juneau assumes no responsibility for errors or omissions that occur on this map. GPS and/or survey equipment was NOT used to collect tower locations. The locations are approximate.

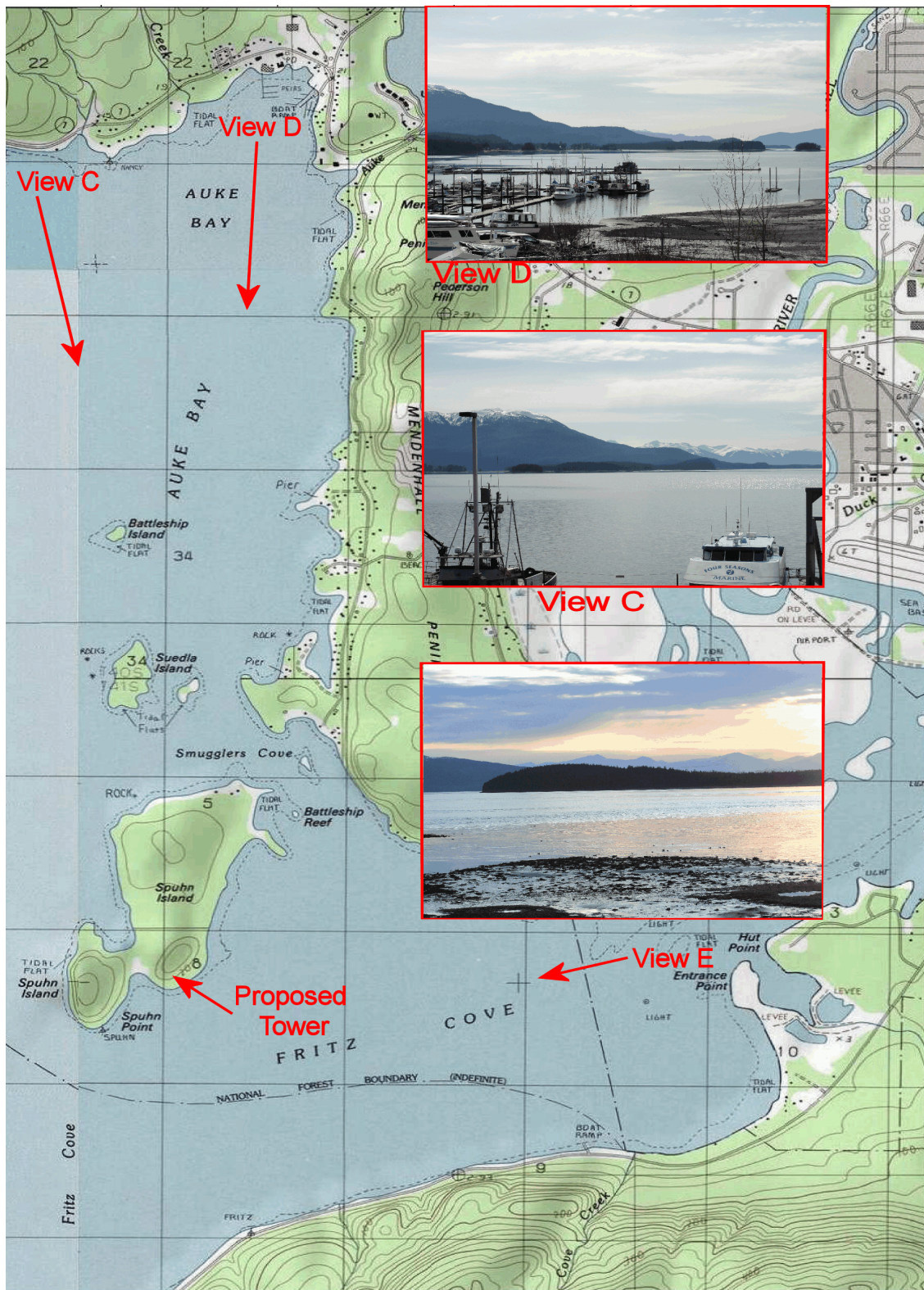
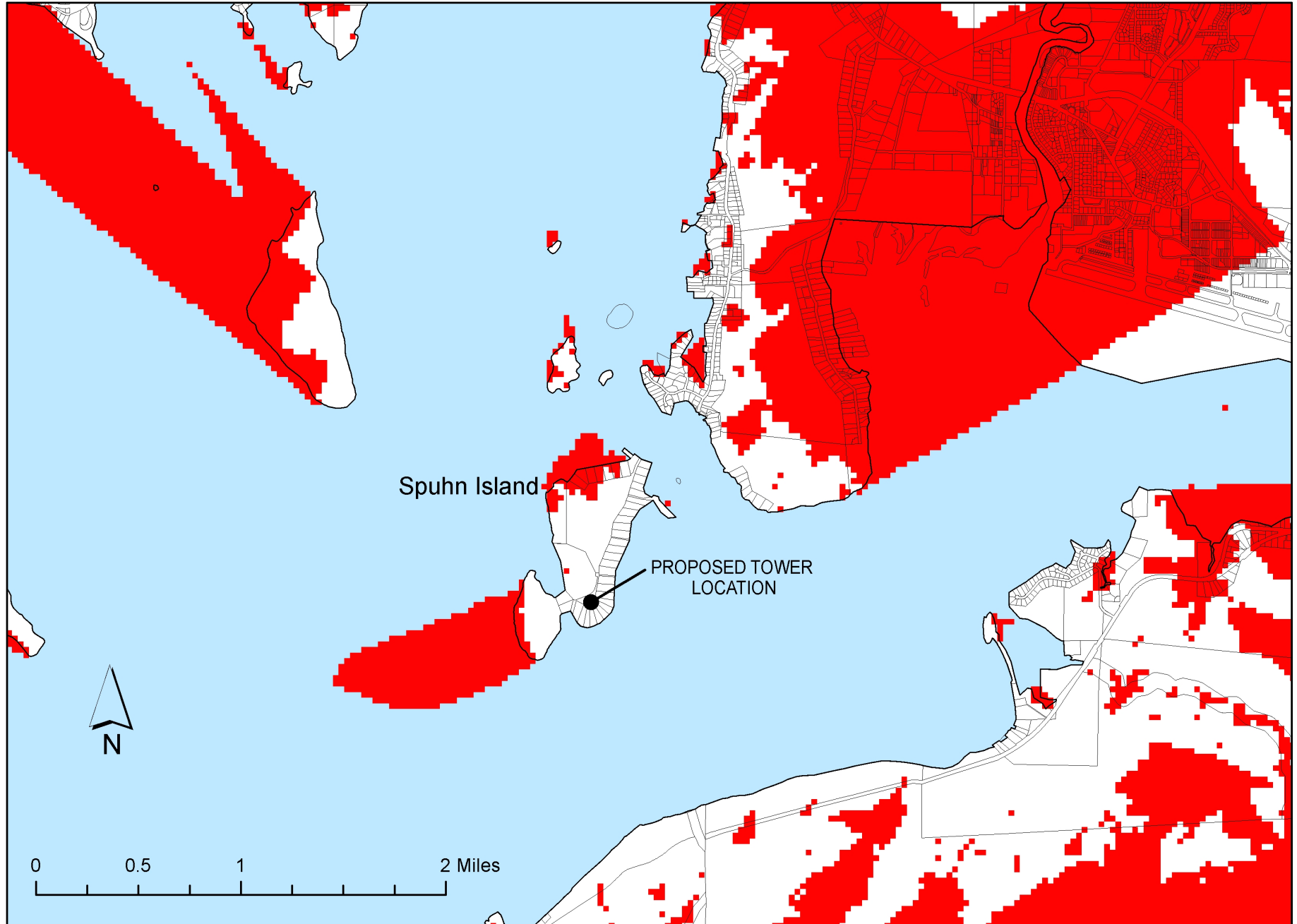


FIGURE 3 - DISTANT VIEWS OF SPUHN ISLAND FROM PRIVATE LAND

TOWER VIEWSHED

(Tower not visible from areas shown in red)



AK3 - SMUGGLER'S COVE

VIEW 1

FRITZ COVE ROAD CUL-DE-SAC

KDC

ARCHITECTS.ENGINEERS, P.C.

4720 200TH STREET SW SUITE 200

LYNNWOOD, WA 98036

PHONE: 425.670.8651

FAX: 425.712.0846




EXISTING VIEW



PROPOSED VIEW





AK3 - SMUGGLER'S COVE

VIEW 2

808 FRITZ COVE ROAD

KDC

ARCHITECTS.ENGINEERS, P.C.

4720 200TH STREET SW SUITE 200

LYNNWOOD, WA 98036

PHONE: 425.670.8651

FAX: 425.712.0846




EXISTING VIEW



PROPOSED VIEW





AK3 - SMUGGLER'S COVE VIEW 3

NORTH DOUGLAS BOAT RAMP

KDC

ARCHITECTS.ENGINEERS, P.C.

4720 200TH STREET SW SUITE 200

LYNNWOOD, WA 98036

PHONE: 425.670.8651

FAX: 425.712.0846



EXISTING VIEW



PROPOSED VIEW

